

2011 Community Survey

April 2011



Executive Summary



Experienced
Trusted
Insightful

2251 Tower Drive West
Stillwater, MN 55082
tel 651.439.1554
fax 651.439.1564

www.readexresearch.com

Table of Contents

■ Background	3
■ Survey Method	4
■ Respondent Demographics: Who Are You?	5
■ The Past: Reflecting on the Last Five Years	9
■ Today: How are We Doing?	11
◆ <i>Academic / Classroom Instruction</i>	12
◆ <i>Classroom / School Climate</i>	13
◆ <i>Services</i>	16
■ Communications	17
■ The Future: Priorities for the Next Five Years	20
◆ <i>Academic / Classroom Instruction</i>	21
◆ <i>Classroom / School Climate</i>	23
◆ <i>Community</i>	24

Background

- In 2006, District 202 implemented its first Five Year Vision plan to guide its work to create an outstanding public school system for its students, families, staff and community.
- The 2006 plan responded to the many unique challenges caused by the district's tremendous growth from the early 1990s to the middle 2000s.
- Our Board of Education, administration, students and staff worked hard to complete most of the tasks associated with the 2006 Five Year Vision. As a result, District 202 – now the 4th largest school district in the state by enrollment – is a leader in the education community.
- We have built an educational system that provides opportunities for academic and personal growth and challenges and supports all of our students, while also being thoughtful, conservative stewards of the community's resources – all while thousands of new students poured into our schools.
- Now it's time to look to the future.
- We conducted a survey among staff members, parents / guardians of current and former students, community members without children in the schools, and students.
- We asked survey participants to reflect on our last five years of work, gauge our current efforts and share their priorities for our students, schools and community for the next five years.
- Together, we are preparing learners for the future.

Survey Method

- The online survey questionnaire was designed jointly by Plainfield Community Consolidated School District 202 and Readex Research.
 - ◆ *Survey participants were given the option to view and complete the survey in either English or Spanish.*
- Readex Research programmed, tested, and hosted the survey.
- Plainfield Community Consolidated School District 202 used a variety of tools to promote the survey and encourage community member participation, including:
 - ◆ *Press releases*
 - ◆ *Connect-ED messages in English and Spanish*
 - ◆ *Emails to the Education Partners list*
 - ◆ *Flyers at Parent-Teacher conferences*
 - ◆ *A postcard mailing to all District 202 addresses*
- Data were collected from March 15 to April 13, 2011.
- A total of 3,018 responses were received.
 - ◆ *The Spanish version of the survey was completed by 46 respondents.*
- The response was tabulated and this report was prepared by Readex Research in accordance with accepted research standards and practices.

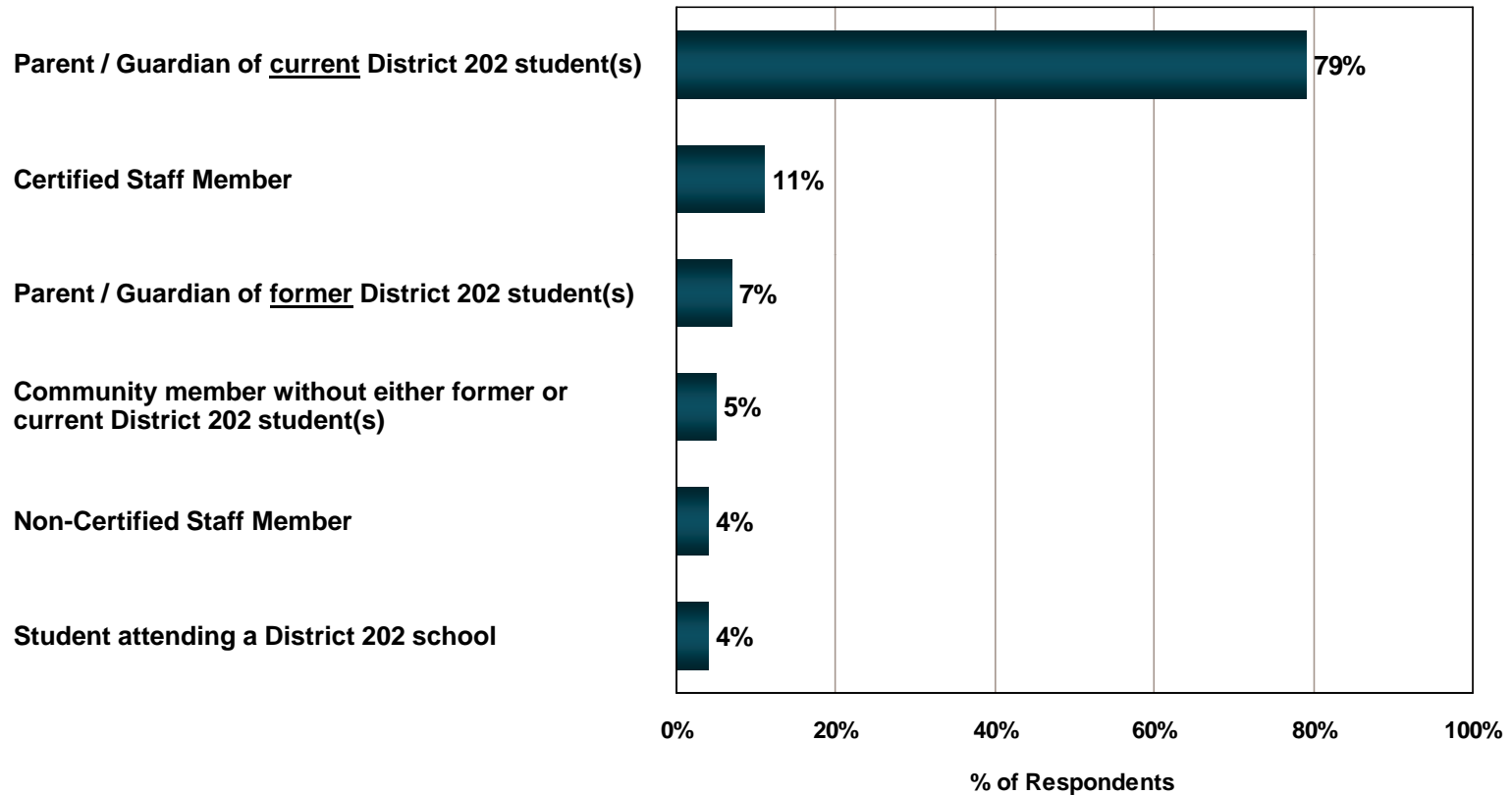
Respondent Demographics: Who Are You?

The average survey respondent...

- Is a parent / guardian of current District 202 student(s) (79%)
 - ◆ *The survey was open to staff members, parents / guardians of current and former students, community members without children in the schools, and students. All of these groups are represented in this research.*
- Has Internet access at home (89%)
 - ◆ *Parents without computer access at home were encouraged to complete the survey on computers in the media center at their child's school during Parent-Teacher conferences held March 16 to 18, 2011.*
- Has lived in District 202 for 10.6 years
- Reported a total annual 2010 household income before taxes of \$103,000
- Indicated he/she and/or his/her children are white (86%) and not of Hispanic origin (86%)
- Does not consider English as his/her second language (91%)

Respondent Demographics: Who Are You?

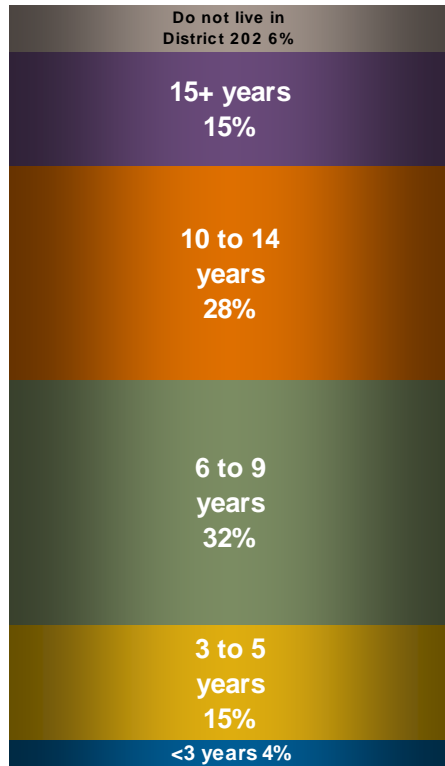
Relationship with Plainfield Community Consolidated School District 202



Q. Which of the following best describes your relationship with Plainfield Community Consolidated School District 202? (multiple responses allowed)
Base: All 3,018 respondents


Respondent Demographics: Who Are You?

Years Lived in District 202



Average # of Years = 10.6

2010 Household Income Before Taxes



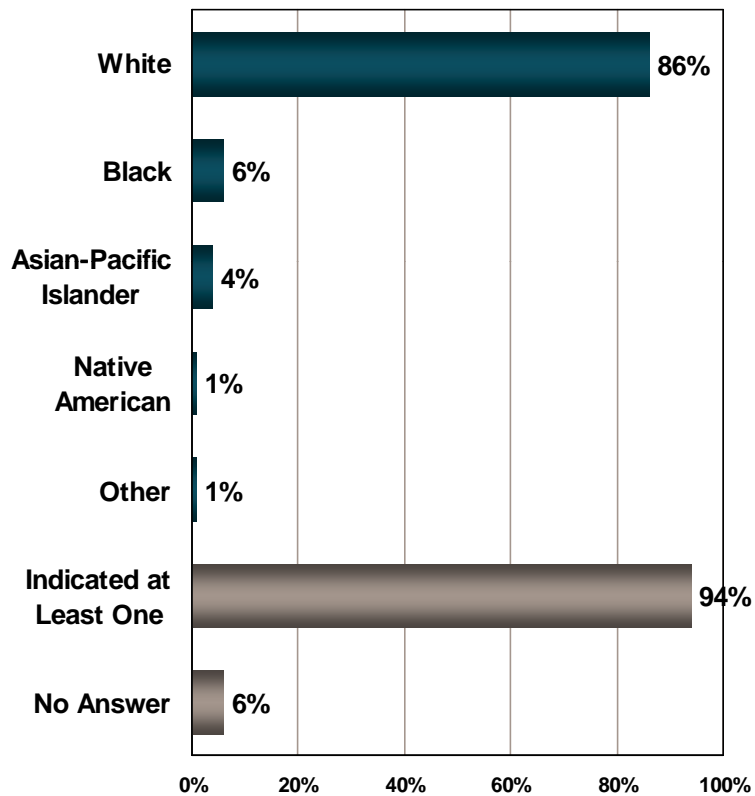
Average = \$103,000

Q. How long have you lived in District 202? Base: All 3,018 respondents

Q. What was your household's total annual income before taxes in 2010? Base: 2,626 respondents (staff members and students were not asked this question)

Respondent Demographics: Who Are You?

Race of Respondents and/or Their Children



Q. Are you and/or your children... [race] (multiple responses allowed)
Q. Are you and/or your children of Hispanic origin?
Q. Is English your second language?
Base: All 3,018 Respondents

Hispanic Identity and English as a Second Language

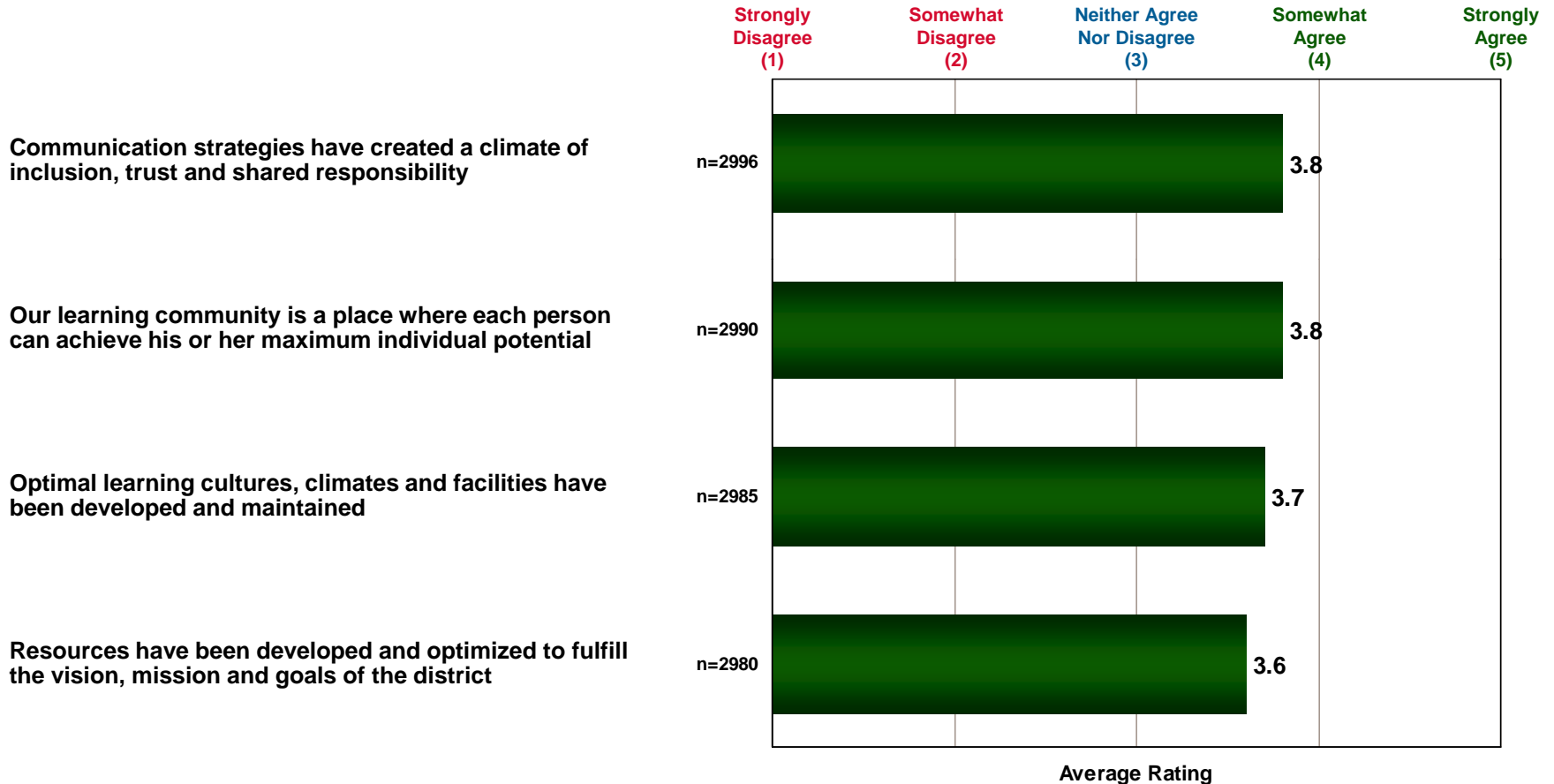
- Thirteen percent of respondents (13%) indicated that they and/or their children are of Hispanic origin.
 - ◆ *“Hispanic origin” is an ethnicity rather than a race. Therefore, the U.S. Census considers Hispanic origin separately from race—Hispanics may identify with any race.*
- For 8% of respondents, English is their second language.

The Past: Reflecting on the Last Five Years

- In 2006, District 202 was experiencing massive enrollment growth and needed a plan to accommodate the needs of thousands of new students and staff members.
- The Board of Education adopted a *Five Year Plan and Related Goals* for the entire district that focused on four key challenges:
 - ◆ *Curriculum and Instruction*
 - ◆ *Communications*
 - ◆ *Facilities, and*
 - ◆ *Finances and Resources.*
- Based on their experience and knowledge of the Five Year Plan, survey respondents tend to agree that...
 - ◆ *Communication strategies have created a climate of inclusion, trust and shared responsibility (3.8 average rating out of a possible 5.0)*
 - ◆ *Our learning community is a place where each person can achieve his or her maximum individual potential (3.8)*
 - ◆ *Optimal learning cultures, climates and facilities have been developed and maintained (3.7)*
 - ◆ *Resources have been developed and optimized to fulfill the vision, mission and goals of the district (3.6)*

The Past: Reflecting on the Last Five Years

Respondents' Perceptions of Performance Against Five-Year Plan



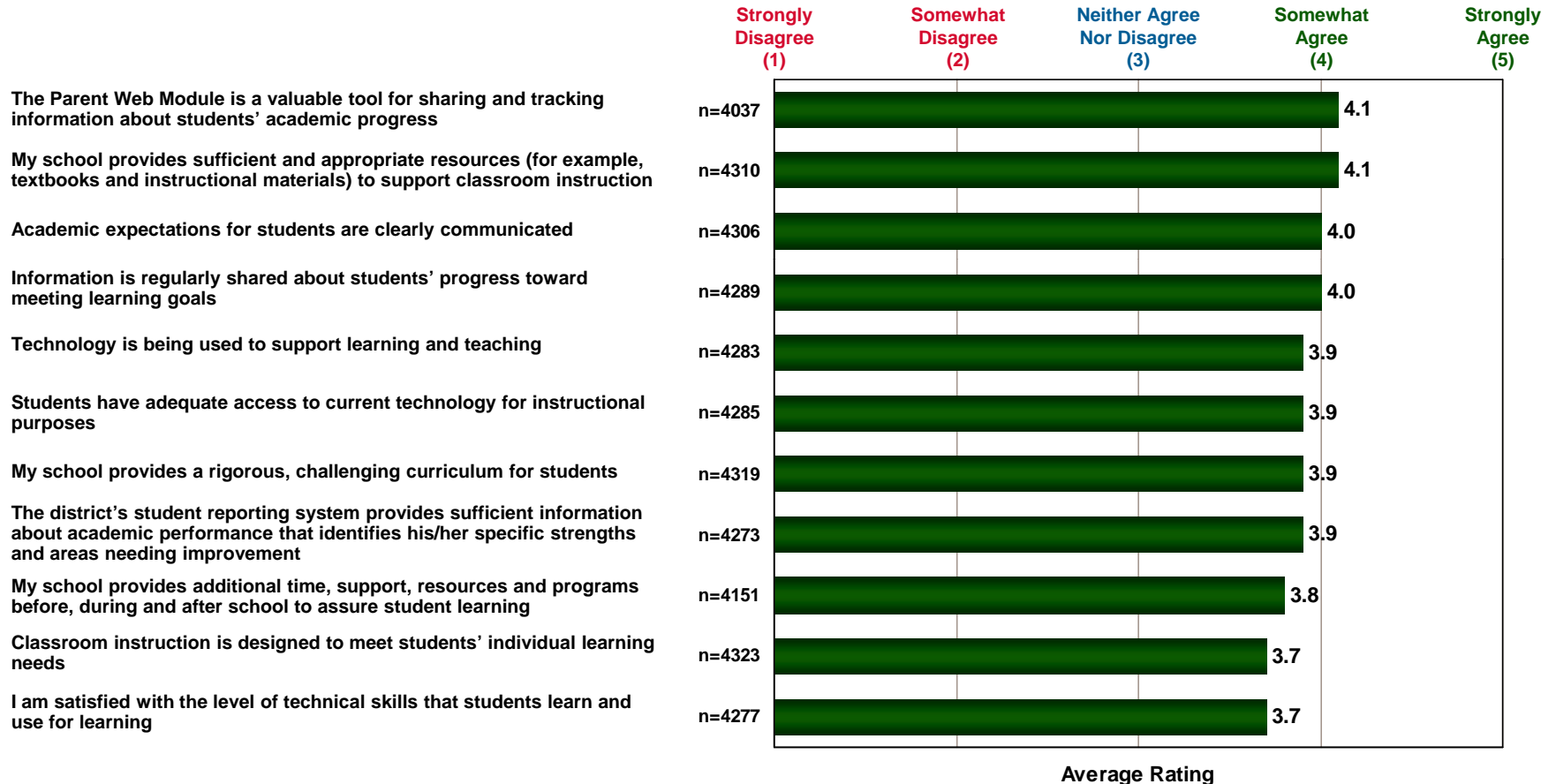
Q. Based on your experience and knowledge of the district-wide Five Year Plan, please tell us how strongly you agree or disagree with these four statements. Based on a 5-point rating scale where 1 = "Strongly Disagree" and 5 = "Strongly Agree".
 Base (n): All respondents providing a rating

Today: How Are We Doing?

- Survey participants shared their perceptions of District 202's current performance by rating 37 items in three categories: Academic / Classroom Instruction, Classroom / School Climate, and Services.
- Respondents' perceptions of District 202's performance are generally positive—average performance ratings across all 37 items range from a low of 3.7 to a high of 4.5 (out of a possible 5.0).
- The highest performance ratings in each of the three categories are detailed below.
 - ◆ *Academic / Classroom Instruction*
 - » The parent web module is a valuable tool for sharing and tracking information about students' academic progress (4.1)
 - » My school provides sufficient and appropriate resources (for example, textbooks and instructional materials) to support classroom instruction (4.1)
 - » Academic expectations for students are clearly communicated (4.0)
 - » Information is regularly shared about students' progress toward meeting learning goals (4.0)
 - ◆ *Classroom / School Climate*
 - » My school is clean and inviting to the community (4.5)
 - » Behavioral expectations are clearly identified and communicated to students for the classroom (4.4)
 - » Behavioral expectations are clearly identified and communicated to students for school, generally (4.4)
 - » My school provides a safe, secure environment for learning (4.3)
 - ◆ *Services*
 - » I am satisfied with the ELL (English Language Learner) services my child(ren) receives (4.4)

Today: How Are We Doing?

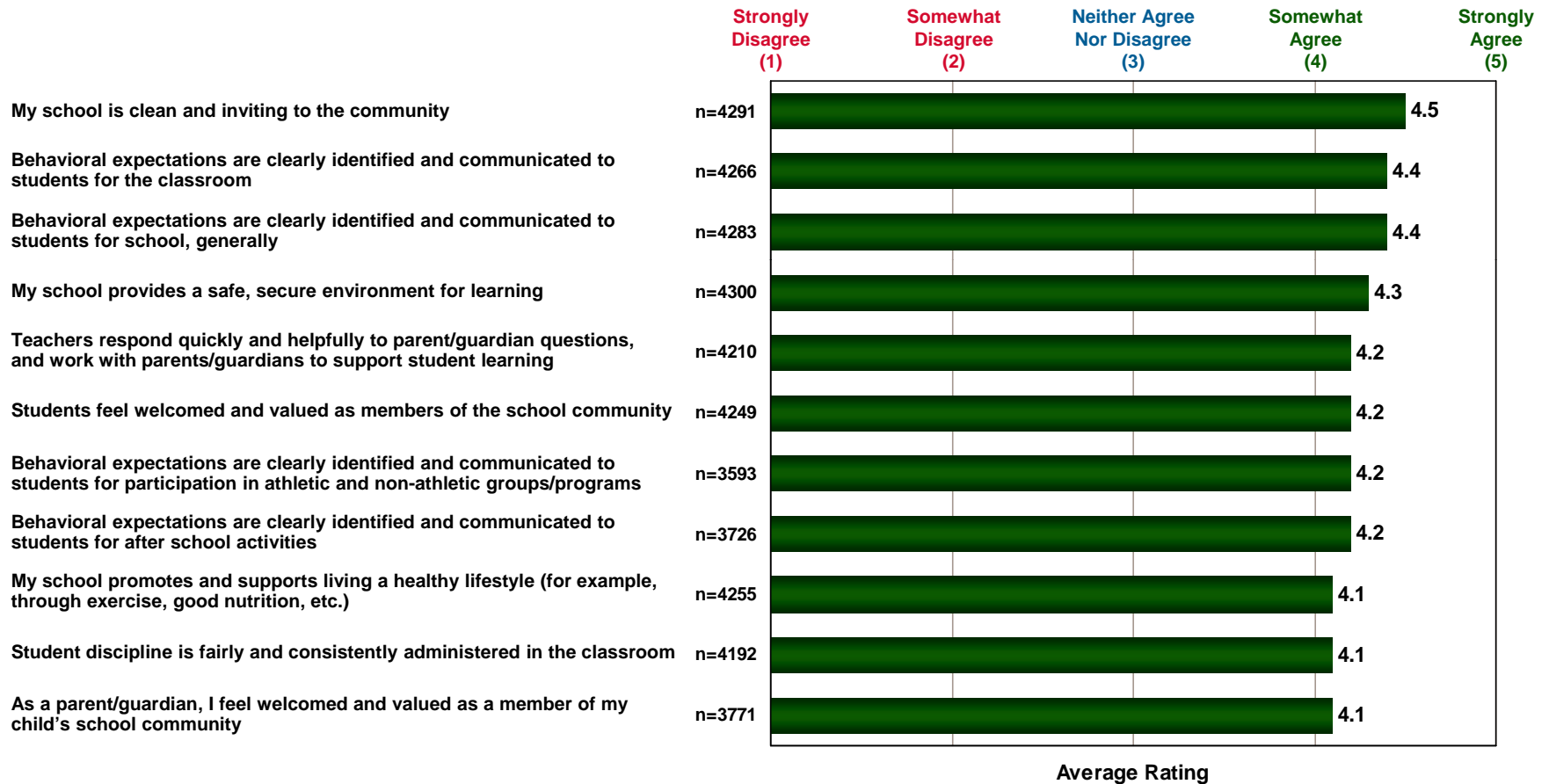
Respondents' Perceptions of Performance—Academic / Classroom Instruction



Q. How strongly do you agree or disagree with the following statements about academic/classroom instruction?
 Based on a 5-point rating scale where 1 = "Strongly Disagree" and 5 = "Strongly Agree".
 Base (n): All respondents providing a rating (respondents were allowed to answer for multiple buildings)

Today: How Are We Doing?

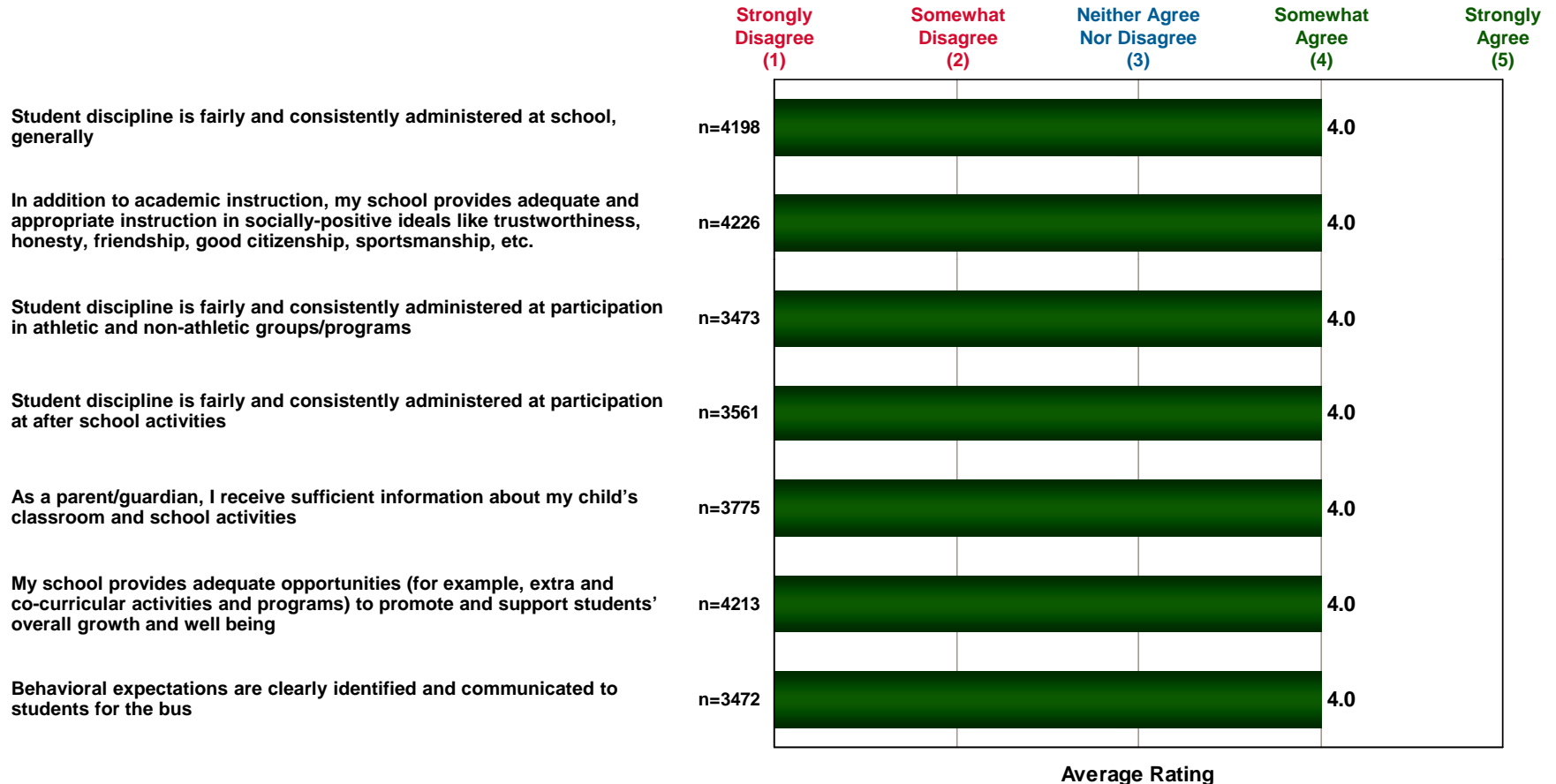
Respondents' Perceptions of Performance—Classroom / School Climate



Q. How strongly do you agree or disagree with the following statements about classroom/school climate?
 Based on a 5-point rating scale where 1 = "Strongly Disagree" and 5 = "Strongly Agree".
 Base (n): All respondents providing a rating (respondents were allowed to answer for multiple buildings)

Today: How Are We Doing?

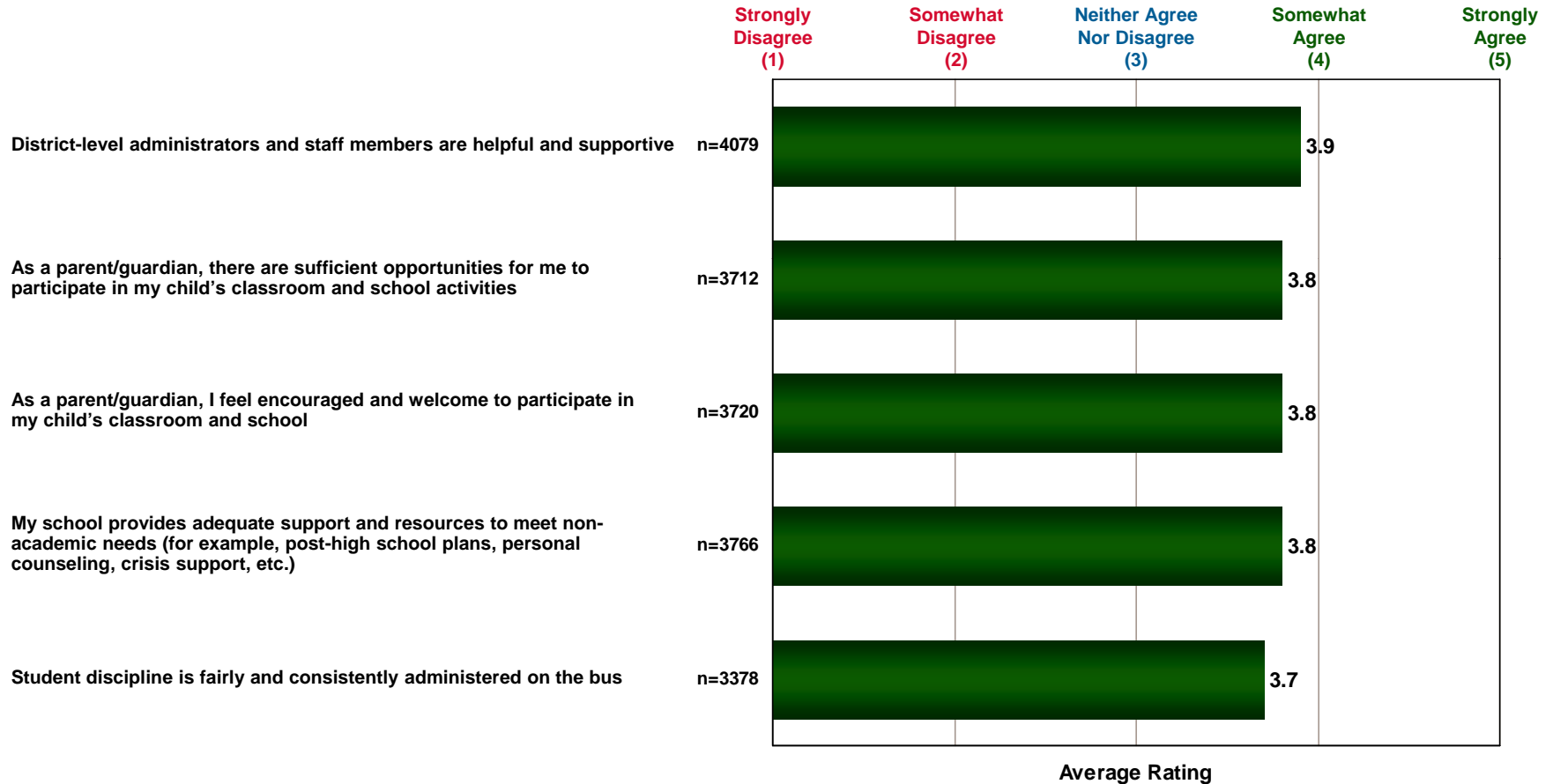
Respondents' Perceptions of Performance—Classroom / School Climate Continued...



Q. How strongly do you agree or disagree with the following statements about classroom/school climate?
Based on a 5-point rating scale where 1 = "Strongly Disagree" and 5 = "Strongly Agree".
Base (n): All respondents providing a rating (respondents were allowed to answer for multiple buildings)

Today: How Are We Doing?

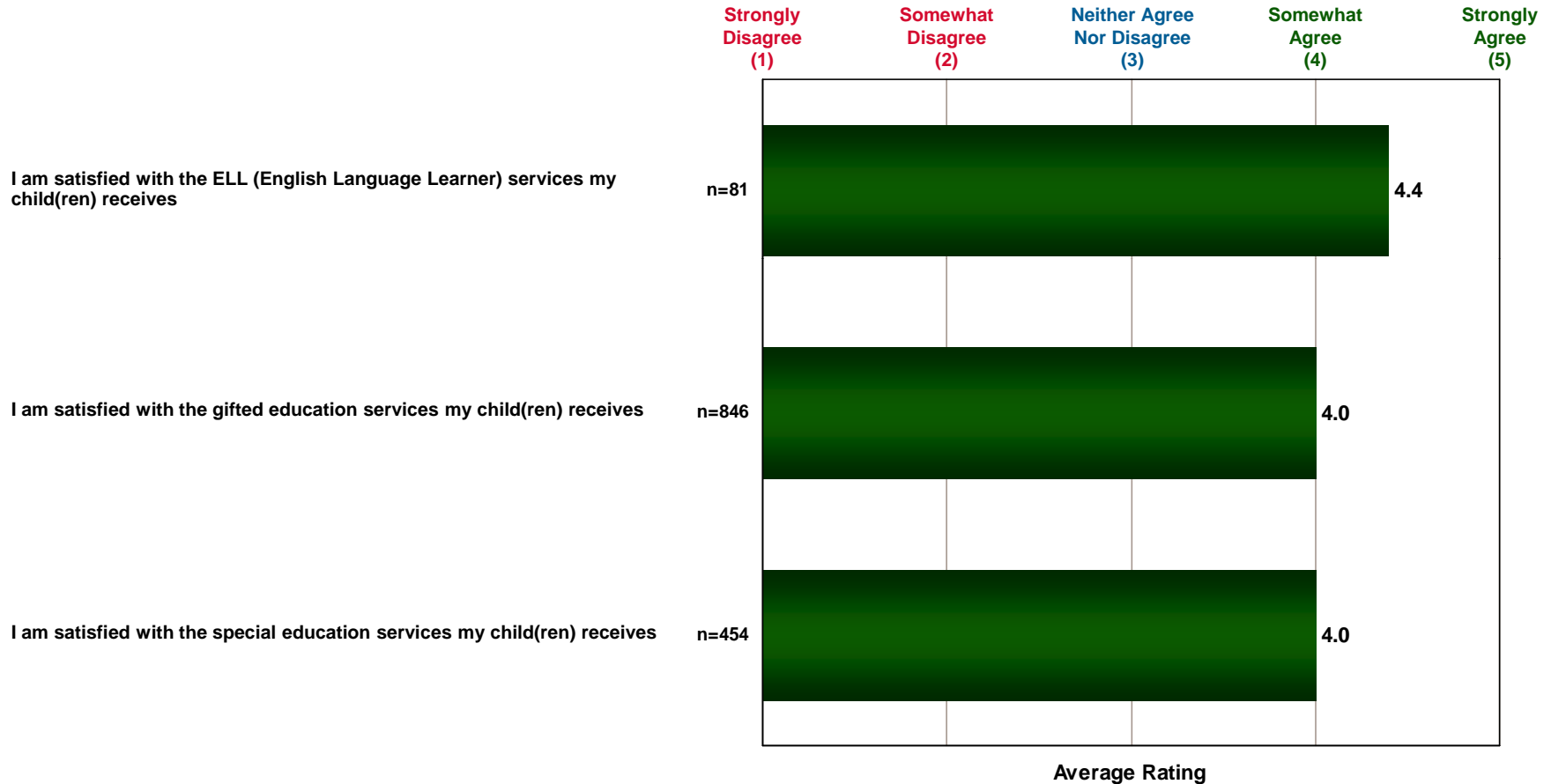
Respondents' Perceptions of Performance—Classroom / School Climate Continued...



Q. How strongly do you agree or disagree with the following statements about classroom/school climate?
Based on a 5-point rating scale where 1 = "Strongly Disagree" and 5 = "Strongly Agree".
Base (n): All respondents providing a rating (respondents were allowed to answer for multiple buildings)

Today: How Are We Doing?

Respondents' Perceptions of Performance—Services



Q. How strongly do you agree or disagree with the following statements about services?
Based on a 5-point rating scale where 1 = "Strongly Disagree" and 5 = "Strongly Agree".

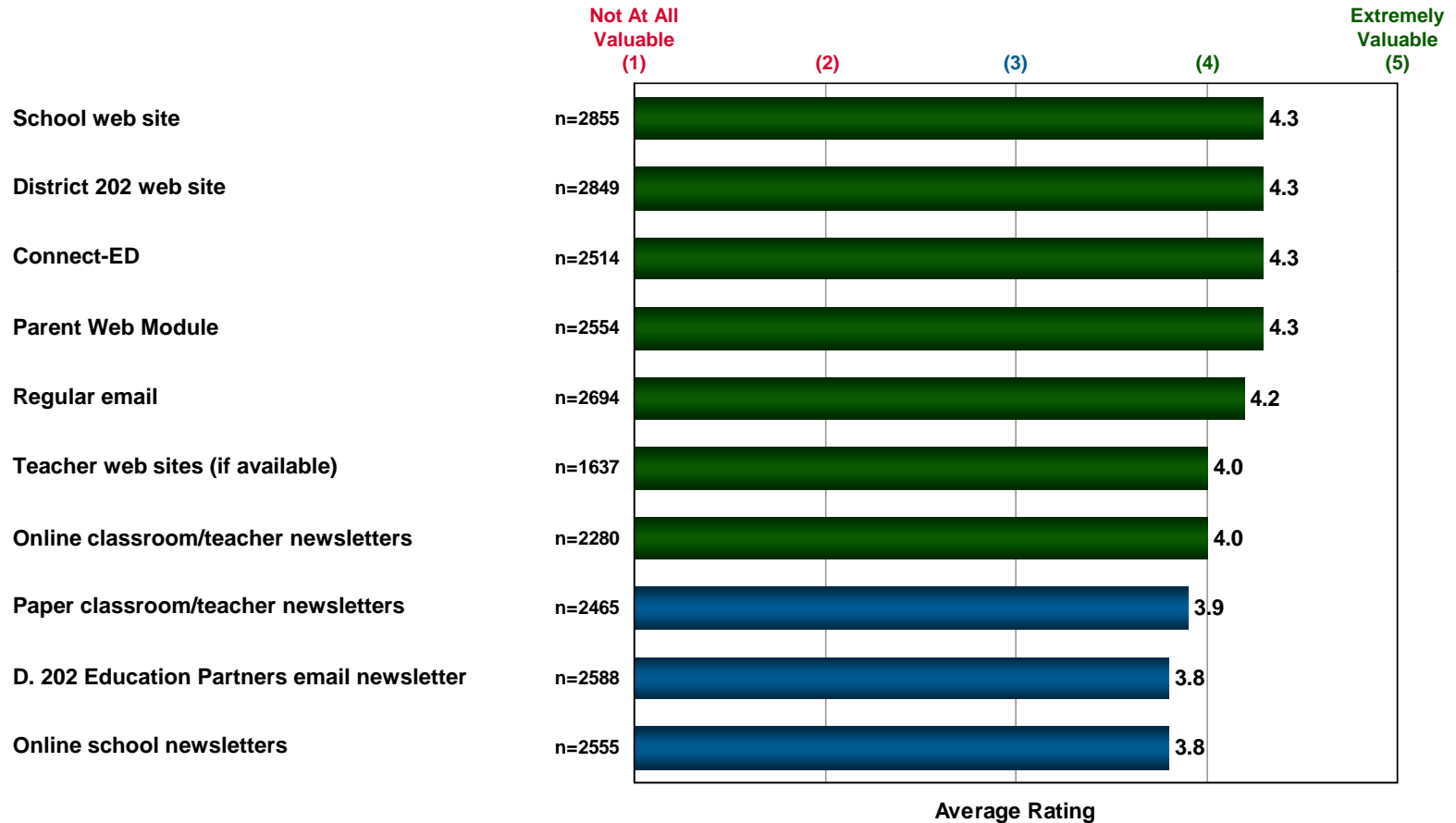
Base (n): All responding parents with children using service and providing a rating (respondents were allowed to answer for multiple buildings)

Communications

- District 202 is committed to open, effective communication with parents and community members.
- The communication tools respondents find most valuable for receiving District 202 news and information are:
 - ◆ *School web site (4.3 average rating out of a possible 5.0)*
 - ◆ *District 202 web site (4.3)*
 - ◆ *Connect-ED (4.3)*
 - ◆ *Parent Web Module (4.3)*
 - ◆ *Regular email (4.2)*

Communications

District 202 Communication Tools



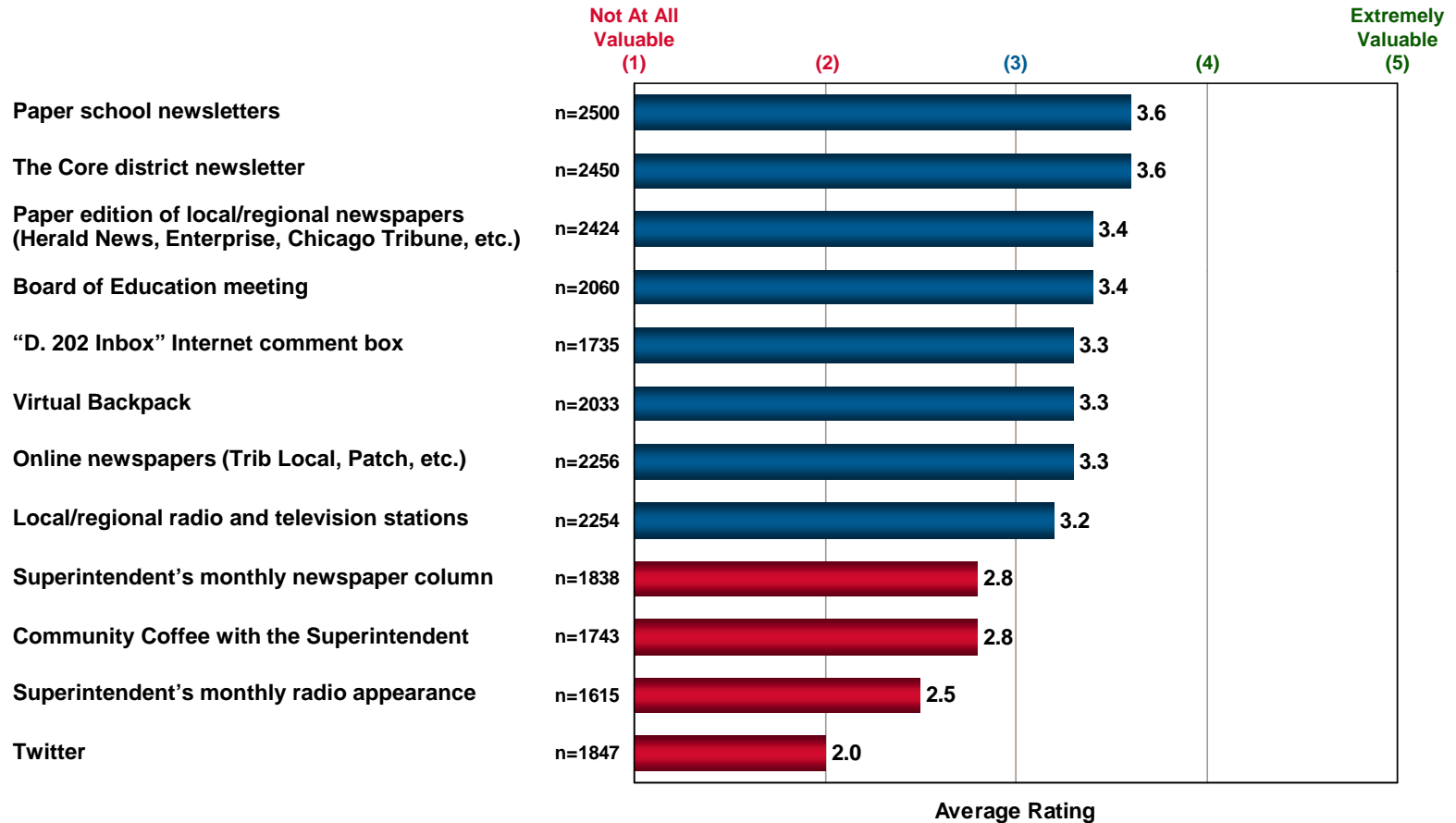
Q. How valuable are each of the following communication tools to you for receiving District 202 news and information?

Based on a 5-point rating scale where 1 = "Not At All Valuable" and 5 = "Extremely Valuable".

Base (n): All respondents providing a rating

Communications

District 202 Communication Tools Continued...



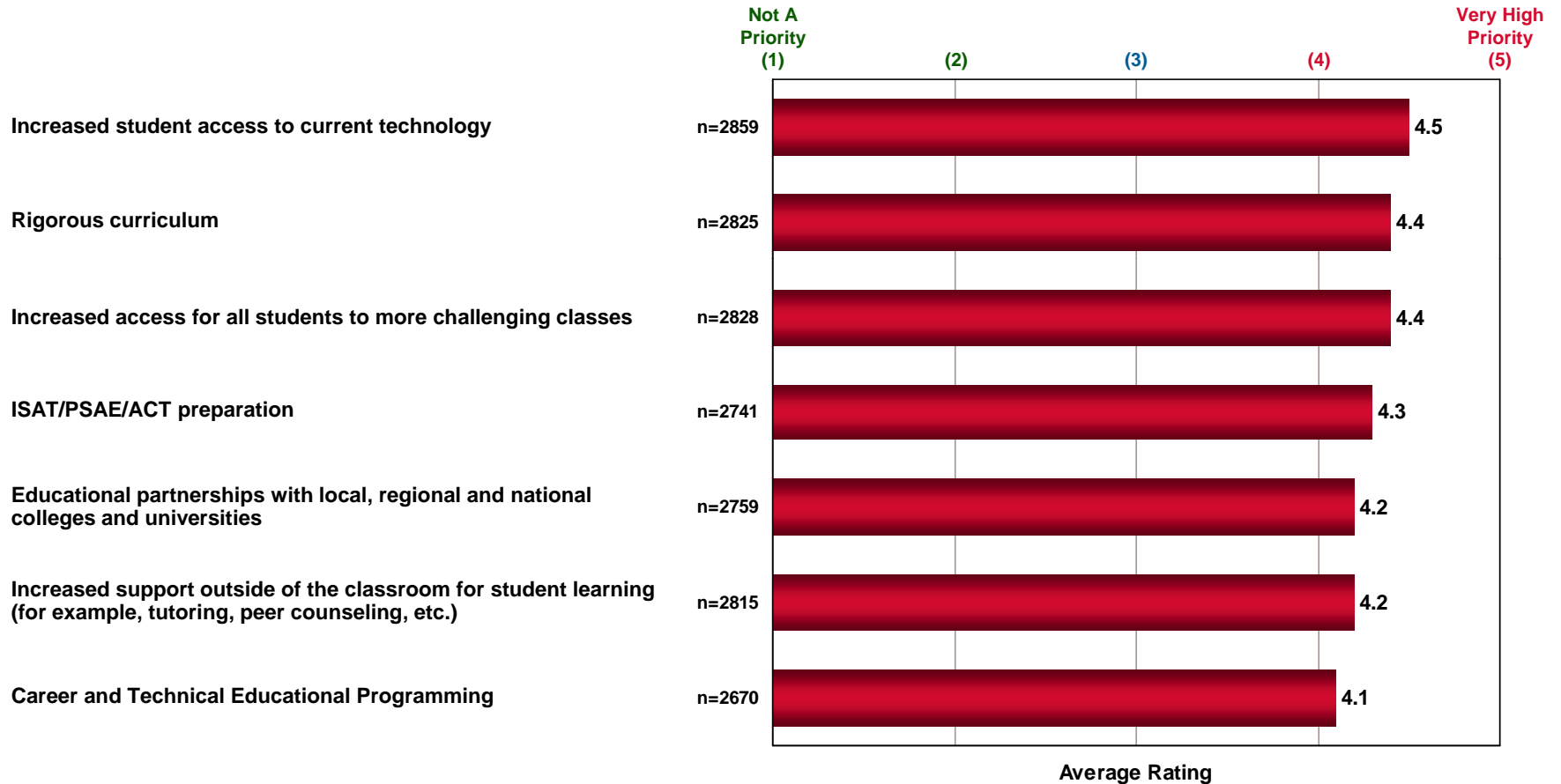
Q. How valuable are each of the following communication tools to you for receiving District 202 news and information?
Based on a 5-point rating scale where 1 = "Not At All Valuable" and 5 = "Extremely Valuable".
Base (n): All respondents providing a rating

The Future: Priorities for the Next Five Years

- As District 202 develops its Strategic Plan for the next five years, it will strive to provide the most complete educational experience possible, with the resources available.
- The top five priorities for District 202, as identified by survey respondents, are in the areas of Academic / Classroom Instruction and Classroom / School Climate.
 - ◆ *Academic / Classroom Instruction*
 - » Increased student access to current technology (4.5 average rating out of a possible 5.0)
 - » Rigorous curriculum (4.4)
 - » Increased access for all students to more challenging classes (4.4)
 - ◆ *Classroom / School Climate*
 - » Programs promoting socially-positive ideals like trustworthiness, honesty, friendship, good citizenship, sportsmanship, etc. (4.4)
 - » Anti-bullying curriculum and programming (4.4)

The Future: Priorities for the Next Five Years

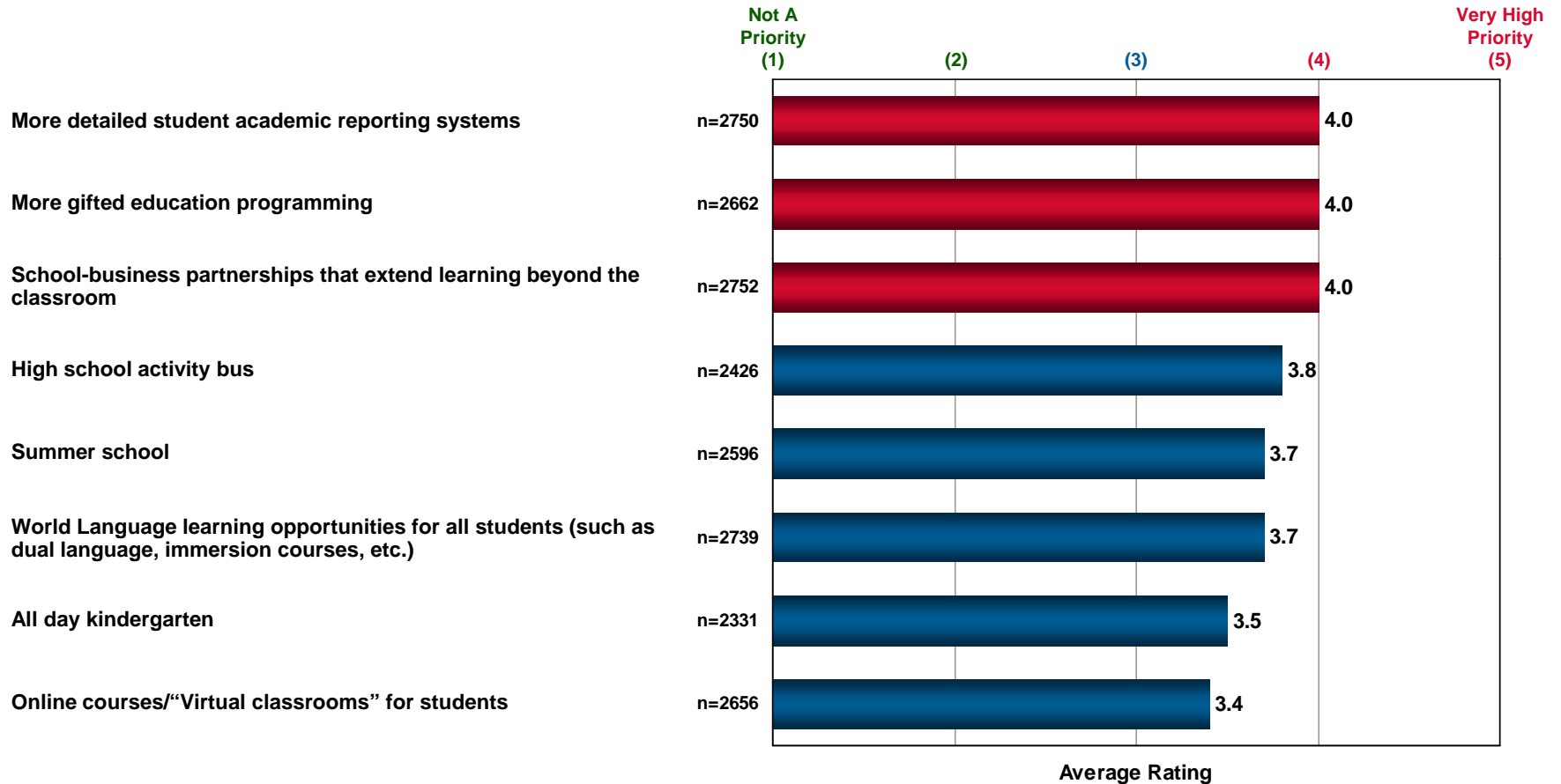
Academic / Classroom Instruction Priorities



Q. Please help us identify our new priorities by telling us how high a priority each of the following programs, services and initiatives are to you. Based on a 5-point rating scale where 1 = "Not a Priority" and 5 = "Very High Priority".
 Base (n): All respondents providing a rating

The Future: Priorities for the Next Five Years

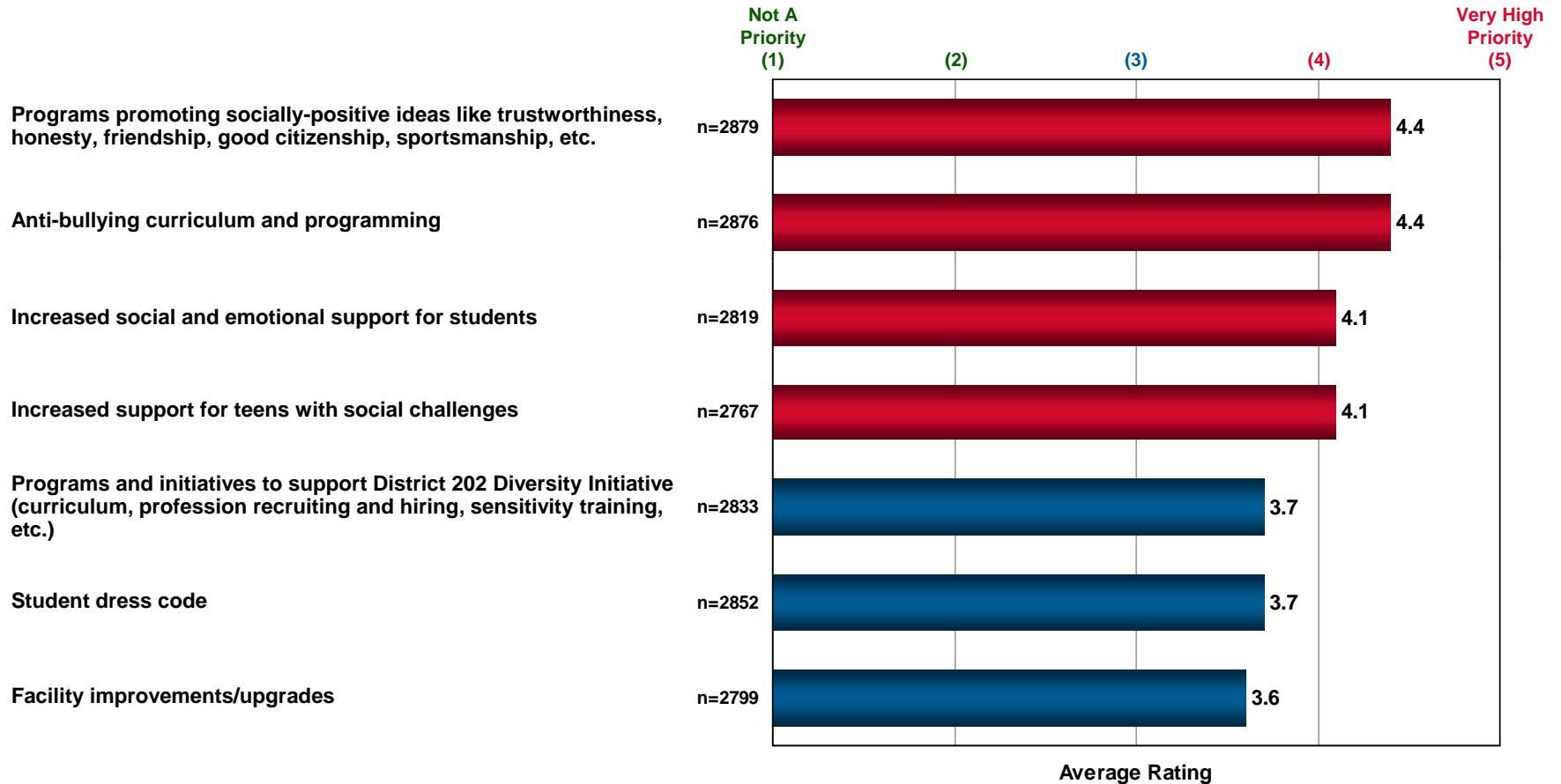
Academic / Classroom Instruction Priorities Continued...



Q. Please help us identify our new priorities by telling us how high a priority each of the following programs, services and initiatives are to you. Based on a 5-point rating scale where 1 = “Not a Priority” and 5 = “Very High Priority”.
Base (n): All respondents providing a rating

The Future: Priorities for the Next Five Years

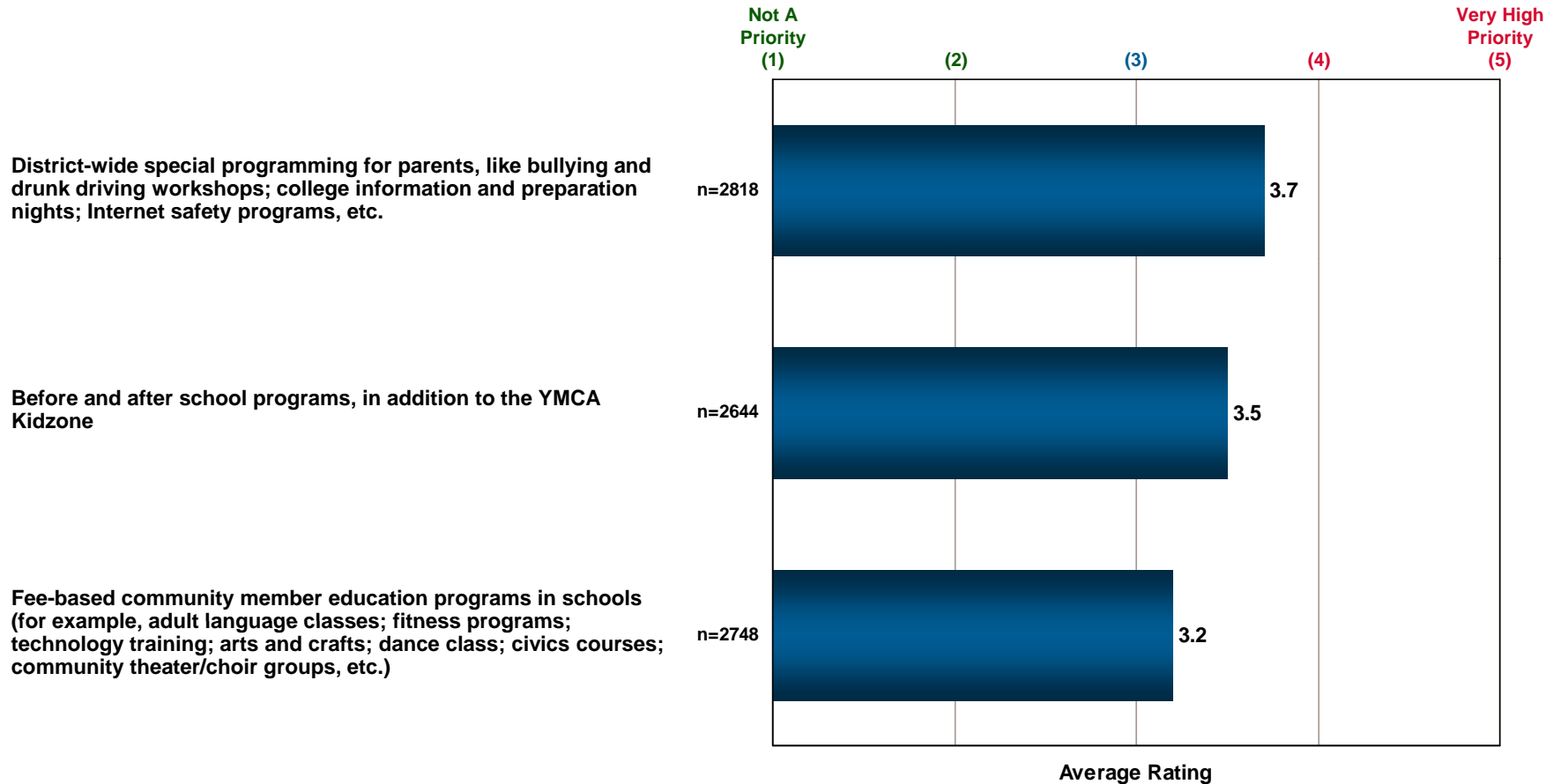
Classroom / School Climate Priorities



Q. Please help us identify our new priorities by telling us how high a priority each of the following programs, services and initiatives are to you. Based on a 5-point rating scale where 1 = "Not a Priority" and 5 = "Very High Priority".
 Base (n): All respondents providing a rating

The Future: Priorities for the Next Five Years

Community Priorities



Q. Please help us identify our new priorities by telling us how high a priority each of the following programs, services and initiatives are to you. Based on a 5-point rating scale where 1 = "Not a Priority" and 5 = "Very High Priority".
 Base (n): All respondents providing a rating