



DISTRICT 202 RETURN '20 PLAN

[CLICK HERE FOR RETURN '20 INFORMATION](#)



11/09/2020

Metrics – To Assist with Decisions



1. COVID-19 Risk Metrics:
Cases in County/Region
5 consecutive data points
trending down or flat



2. Cleaning and Disinfecting
supplies are readily available
and able to be refilled in a
timely manner



3. PPE Supplies Readily
Available and able to be
refilled in a timely manner



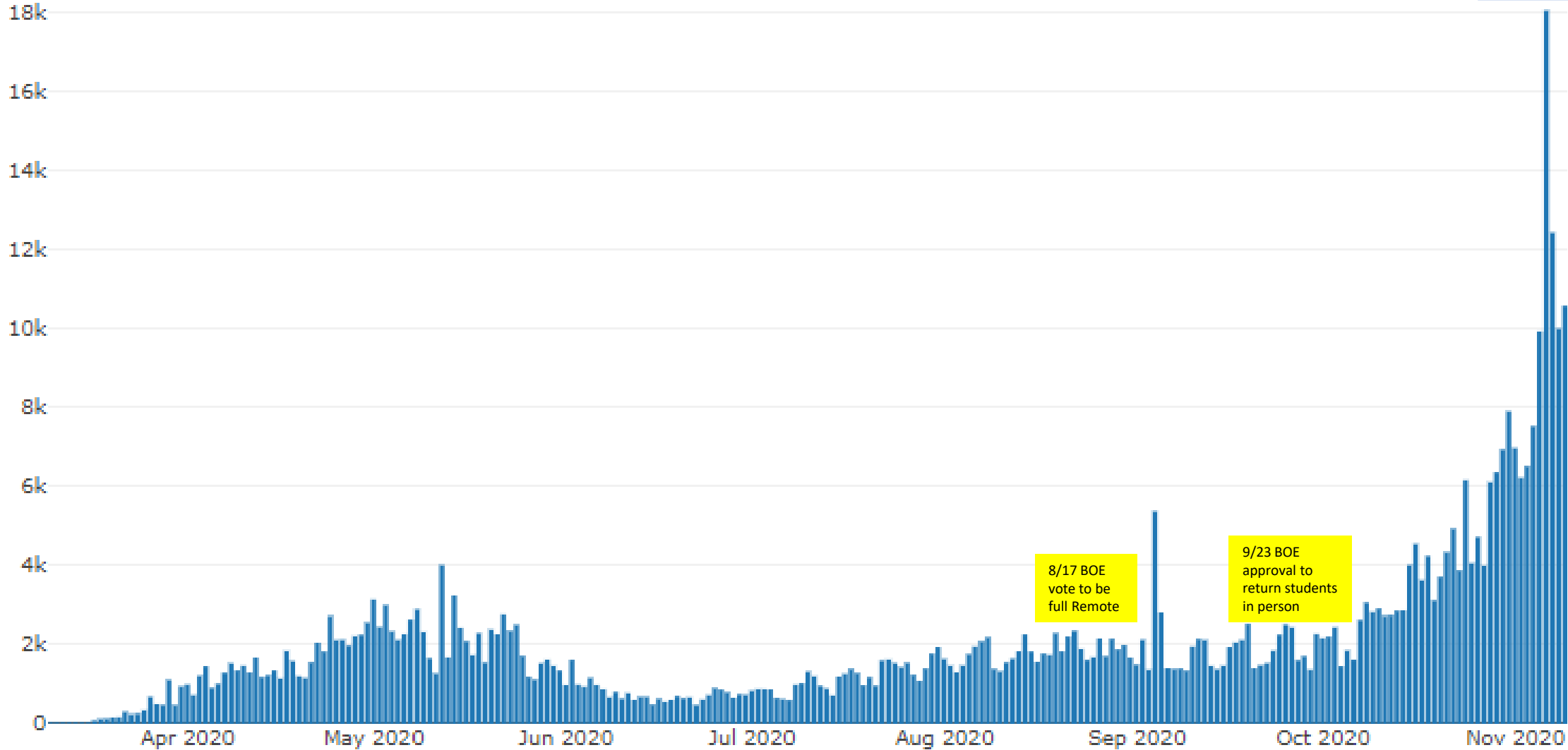
4. Substitute Pool is \geq to
number of substitutes
needed for in person
learning



5. Consistent guidance from
IDPH, ISBE, CDC, and local
county health departments

Total Illinois Cases – By 11/9/2020

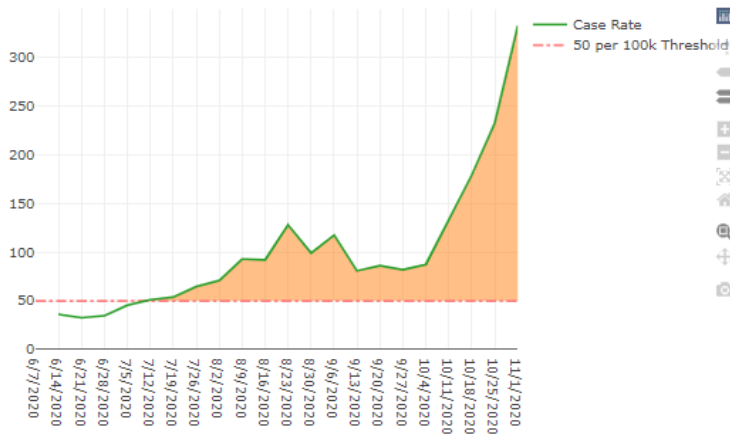
18,049
new cases



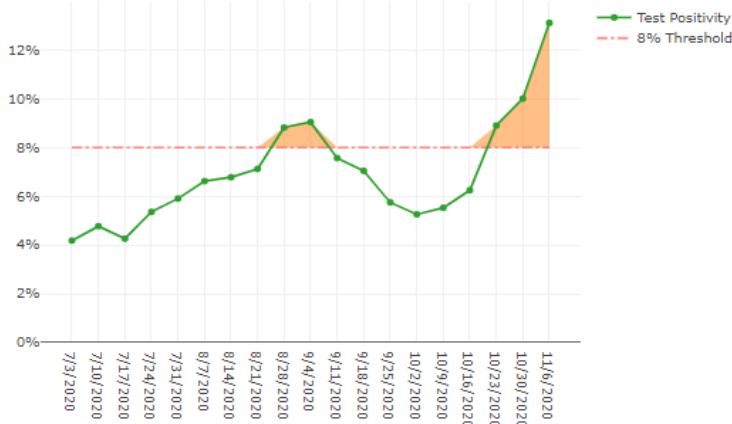
Data from IDPH <https://www.dph.illinois.gov/covid19/covid19-statistics>

Will County Detailed Metrics & School Metrics – Updated

Case Rate Per 100k



Test Positivity



Metrics for School Determination of Community Spread

<p>Test Positivity (%)</p> <p>(%) positive tests reported Sun-Sat (Target: less than or equal to 5%)</p> <hr/> <p style="font-size: 24px; font-weight: bold;">13.1%</p> <p style="color: red; font-weight: bold;">✘ Substantial</p>	<p>New Cases Per 100,000</p> <p>Cases Reported reported Sun-Sat (Target: less than 50 per 100,000)</p> <hr/> <p style="font-size: 24px; font-weight: bold;">332 Cases per 100k</p> <p style="color: red; font-weight: bold;">✘ Substantial</p>
<p>New Cases</p> <p>Cases Reported reported Sun-Sat (Target: decreasing or stable)</p> <hr/> <p style="font-size: 24px; font-weight: bold;">2301 Cases</p> <p style="color: red; font-weight: bold;">✘ Substantial</p>	<p>Youth Case Increase</p> <p>Cases Reported reported Sun-Sat (Target: decreasing or stable)</p> <hr/> <p style="font-size: 24px; font-weight: bold;">350 Youth Cases</p> <p style="color: red; font-weight: bold;">✘ Substantial</p>

Current Test Positivity is 20.2%

Updated 11/06/2020

Will County Statistics

Date	Positive Tests	Total Tested	Daily Test Positivity	Test Positivity 7-Day Rolling Avg
10/27/2020	322	2,712	11.9	11
10/28/2020	383	2,929	13.1	11.4
10/29/2020	447	3,263	13.7	12
10/30/2020	475	3,226	14.7	12.8
10/31/2020	387	2,760	14.0	13.1
11/1/2020	451	2,883	15.6	13.8
11/2/2020	448	3,192	14.0	13.9
11/3/2020	437	2,451	17.8	14.6
11/4/2020	480	2,889	16.6	15.1
11/5/2020	547	3,379	16.2	15.5
11/6/2020	778	3,844	20.2	16.5

Data from IDPH <https://www.dph.illinois.gov/regionmetrics?regionID=1>

Based on previous slides and today's conversation with Will County Health Officials we will be enacting an **Adaptive Pause**

- The Table in the prior slide aligns the IDPH County Level COVID-19 Risk Metrics to levels of community transmission (minimal, moderate, substantial).
- **A county level metric color change:** Should prompt a discussion by the school authorities and local health department to determine if an Adaptive Pause should be implemented to further mitigate transmission
- **An Adaptive Pause:** A strategy that allows for movement into any level of remote learning to prevent disease transmission during a pandemic.
- **When there is Substantial community transmission:** Districts should consider Adaptive Pause strategies such as
 - Extended remote learning
 - Cancelling after school events such as sports or extra-curriculars
 - Pivoting to remote learning if in person
- Tier 1 students started on 10/26/2020 and continually being monitored.
- Tier 2 and beyond delaying start until further notice.