

Plainfield School District 202

Local Property Tax Topics, Information, and 2018 Tax Levy




PLAINFIELD COMMUNITY CONSOLIDATED
SCHOOL DISTRICT 202

We prepare learners for the future.

Table of Contents

2

- I. Overview of the Tax Levy and Extension Process
- II. Calculating Property Taxes and Understanding Your Own Property Tax Bill
- III. Current and Historical Property Tax Information - Plainfield CCSD #202
- IV. Definitions of Local Property Tax Terms
- V. Local Property Tax Exemptions and Qualifications



Section I

3

Overview of the Tax Levy and Extension Process



PLAINFIELD COMMUNITY CONSOLIDATED
SCHOOL DISTRICT 202

We prepare learners for the future.

What are property taxes and how are they utilized?

4

- In the state of Illinois, local real estate property taxes (sometimes called an “ad valorem” tax, which means “according to value”) are based on a property’s equalized assessed value, and the total local tax rate applied to that value, after any exemptions are subtracted.
- Property taxes are levied by local governing bodies, including but not limited to counties, municipalities, townships, community colleges and school districts.
- Assessed values are not determined by the local taxing bodies, but through the County Assessor’s office.
- As with most school districts, property taxes for Plainfield CCSD #202 are the largest source of revenue to fund and operate educational programs, maintain buildings and grounds, provide student transportation, and finance debt.



What is the tax levy?

5

- A tax levy is the request (by a local governmental entity or taxing body) for local property tax dollars for operation. In this case, the request is made by Plainfield Community Consolidated School District #202 to both Will and Kendall Counties.
- Local governing bodies levy for specific dollar amounts, not tax rates.
 - School districts levy a separate amount for each fund in which local tax revenue is necessary for operation.
 - Tax rates are calculated by the County Clerk during the extension process.
- If governmental entities or taxing bodies, such as Plainfield CCSD #202, do not submit a formal request for the use of property tax dollars, it is not entitled to receive any local property tax dollars.



What is the assessment process?

6

- At the township level, assessors identify, appraise, and place value on real property.
- Market value is determined by Real Estate Transfer Declaration for similar properties.
- Commercial and industrial properties are valued based upon market value as well as income generated.
- Foreclosures and short sales are now included in comparable sales for assessed valuations.
- Illinois statute states assessed value should represent 33.3% of market value, except farm land.
- Assessment of farm land includes factors such as: yield, soil productivity, commodity prices, and mortgage rates.



What is the “Property Tax Extension Limiting Law”? What is the “Truth in Taxation Law”?

7

- PTELL (Property Tax Extension Limiting Law):
 - PTELL is the law that was enacted for Will County in 1991 and Kendall County in 1997, which limits the annual tax extension increase to 5% or CPI (currently 2.1%), whichever is less, plus new construction.
- Truth in Taxation:
 - This is required if a local governing body proposes an aggregated levy that is more than 105% of the total amount of taxes extended in the previous year (excluding necessary payments for bonded debt). The district is required to publish a legal notice in the locally circulated newspaper and hold a public hearing within a specified timeframe.
 - At a public hearing, the taxing body must explain the levy increase and allow the public to provide testimony.
 - After the hearing and approval process, the taxing district adopts the tax levy.
 - If the levy is less than 105% of the total amount of taxes extended in the previous year, public notice and a Truth in Taxation hearing are not required.



What is the extension process?

8

- After the tax levy is approved and filed by the last Tuesday in December, the extension process begins.
- County Clerk begins the tax extension process
 - Calculates Property Tax Extension Limitation
 - Calculates final tax rates for each taxing district
 - District reviews for accuracy, makes any necessary reallocations and signs off
 - County Clerk then extends taxes on Equalized Assessment Value (EAV)
- County Treasurer prepares tax bills
 - Distributes tax bills
 - Receives property tax payments
 - Distributes payment to local governing bodies



What is the review process?

9

- The purpose of the review is to correct under or over assessments.
- Assessors send changes to property owners and publish values in the newspaper.
- Property owners have 30 days to appeal and challenge their assessment with the Board of Review.
 - Board of Review serves a copy of the petition to all taxing districts.
 - All settlements at the Board of Review happen prior to tax extension.
- The Property Tax Appeals Board (PTAB) is the next level of the review process.
 - Typically, only commercial and industrial assessment appeals surpass the Board of Review.
- The Circuit Court is the final step in the review process.



Section II

10

Calculating Property Taxes and Understanding Your Own Property Tax Bill



PLAINFIELD COMMUNITY CONSOLIDATED
SCHOOL DISTRICT 202
We prepare learners for the future.

How is the tax rate calculated for a local unit of government?

11

- The total tax rate for a local unit of government is simply expressed as the total amount of property taxes extended as a percentage of total equalized assessed valuation (EAV) for that unit of government.
 - This is expressed as: $\text{Total Extension} / \text{Total EAV} = \text{Tax Rate}$.
- For example, a school district that levies and receives \$10 million in taxes in a district with \$200 million of EAV has a tax rate of 5.0000, or \$5 per \$100 of EAV.
- There is a separate tax rate calculation for each fund within a school district, as well as for each taxing body (counties, municipalities, townships, community colleges, and school districts). These separate tax rates are combined to establish the total tax rate for the taxpayer who resides within the boundaries of the taxing bodies.



What is the Limiting Rate Formula?

12

$$\frac{(\text{Aggregate Extension Base}^* \times (1+\text{CPI}))}{(\text{Equalized Assessed Valuation} - \text{New Property}^{**})}$$

*Aggregate Extension Base = Prior year tax receipts for all funds except the debt service fund (bonds)

**New Property = Estimated new growth or returning TIF property

(Downtown Plainfield TIF: Projected End Date:2021)

(Village of Bolingbrook, Weber Road TIF: Projected End Date:2027; Actual 2018)



How is the tax rate calculated for an individual taxpayer?

13

- The total tax rate for an individual taxpayer is expressed as the total equalized assessed valuation (EAV) for that parcel of property, after any exemptions are subtracted, multiplied by the total tax rate and divided by 100.
 - This is expressed as $EAV \times \text{Tax Rate} / 100$.
- For example, a home with no exemptions and an equalized assessed valuation of \$100,000 with an aggregate tax rate of \$7.00 per \$100 of EAV will have a property tax bill of \$7,000.
- Individuals who own their home and occupy it as a primary residence also qualify for the general homestead owner occupied exemption of \$6,000 (see Section V for details).
 - This is expressed as: $(EAV - \$6,000) \times \text{Tax Rate} / 100$.
- Applied to the example above, that same home would only be taxed on \$94,000, resulting in a tax bill of \$6,580.



How is the tax rate calculated for an individual taxpayer?

14

| | Acreage | Tax Code | Prop. Class | S/A Eq. Factor | 2016 Mkt. Value |
|---------------------------------|---------------------------------|----------|-------------|------------------------------|-----------------|
| | | 0602 | R | 1.0675 | 191,022 |
| Taxing District | 2015 Rate | 2015 Tax | Pension | 2016 Rate | 2016 Tax |
| FOREST PRESERVE | .1937 | 103.92 | 4.09 | .1944 | 112.12 |
| WILL COUNTY BLDG COMM | .0218 | 11.70 | | .0026 | 1.50 |
| PLFD TWP TOWN FUNDS | .0899 | 48.23 | | .0856 | 49.37 |
| PLFD TWP ROAD FUNDS | .0596 | 31.97 | | .0568 | 32.76 |
| PLAINFIELD FIRE DIST | 1.0036 | 538.41 | 68.86 | .9674 | 557.94 |
| UNIT SCHOOL DIST 202 | 6.2410 | 3,348.17 | 64.07 | 5.8941 | 3,399.36 |
| COMM COLLEGE DIST 525 | .3065 | 164.43 | | .3099 | 178.73 |
| VILLAGE OF PLAINFIELD | .4669 | 250.48 | 87.54 | .4669 | 269.28 |
| VIL PLAINFIELD RD BR | .0596 | 31.97 | | .0567 | 32.70 |
| PLFD TWP PARK DIST | .2692 | 144.42 | 8.65 | .2560 | 147.65 |
| PLFD PUB LIB DIST | .2021 | 108.42 | 12.05 | .1939 | 111.83 |
| WILL COUNTY | .6140 | 329.42 | 55.42 | .6121 | 353.02 |
| TOTAL AMOUNT | 9.5279 | 5,111.54 | | 9.0964 | 5,246.26 |
| 1ST DUE DATE 6/1/17 2,623.13 | 2ND DUE DATE 9/1/17 2,623.13 | | | TOTAL AMOUNT DUE 5,246.26 | |

| | | |
|------------------------------|---|----------|
| Land | | 8,464 |
| Building | + | 55,210 |
| Added Assessment | + | 0 |
| Improvement Exemption | - | 0 |
| Total Assessed Value | = | 63,674 |
| Twp. Multiplier | x | 1.0000 |
| County Multiplier | x | 1.0000 |
| Equalized Value | | 63,674 |
| Farm Land | + | 0 |
| Farm Building | + | 0 |
| Homestead Exemption | - | 6,000 |
| Sr. Citizen Exemption | - | 0 |
| Sr. Citizen Freeze Exemption | - | 0 |
| Enterprise Zone Exemption | - | 0 |
| Open Space Exemption | - | 0 |
| Net Equalized Value | = | 57,674 |
| Tax Rate | x | 9.0964 |
| Tax Amount | = | 5,792.04 |
| Reduction due to Exemption | - | 545.78 |
| Tax After Exemptions | = | 5,246.26 |
| Other Tax | + | |
| Total Tax Due | = | 5,246.26 |




PLAINFIELD COMMUNITY CONSOLIDATED
SCHOOL DISTRICT 202
 We prepare learners for the future.

Section III

15

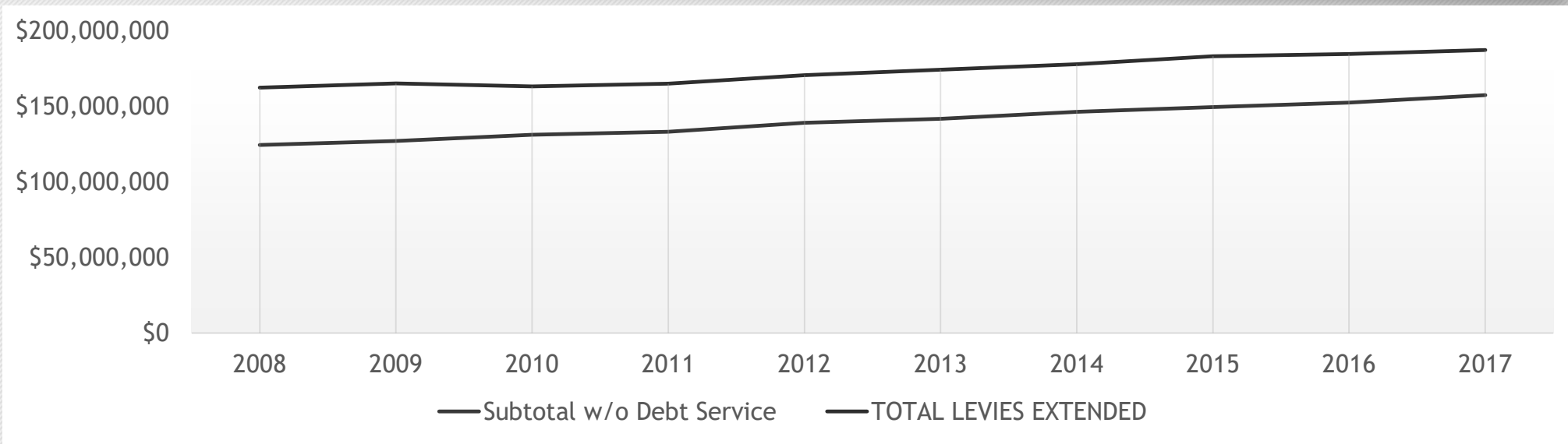
Current and Historical Property Tax Information - Plainfield CCSD #202



PLAINFIELD COMMUNITY CONSOLIDATED
SCHOOL DISTRICT 202

We prepare learners for the future.

Historical Extension





| Tax Year Levied | 2008 | 2009 | 2010 | 2011 | 2012 | 2013 | 2014 | 2015 | 2016 | 2017 |
|---------------------------|---------------|---------------|---------------|---------------|---------------|---------------|---------------|---------------|---------------|---------------|
| Subtotal w/o Debt Service | \$124,319,837 | \$127,030,137 | \$131,121,460 | \$133,084,860 | \$139,025,464 | \$141,645,172 | \$146,221,593 | \$149,491,839 | \$152,410,075 | \$157,398,841 |
| TOTAL LEVIES EXTENDED | \$162,296,719 | \$165,099,019 | \$163,077,480 | \$164,889,151 | \$170,605,797 | \$174,183,983 | \$177,754,800 | \$183,110,162 | \$184,486,891 | \$187,154,564 |



Rates vs. Property Value


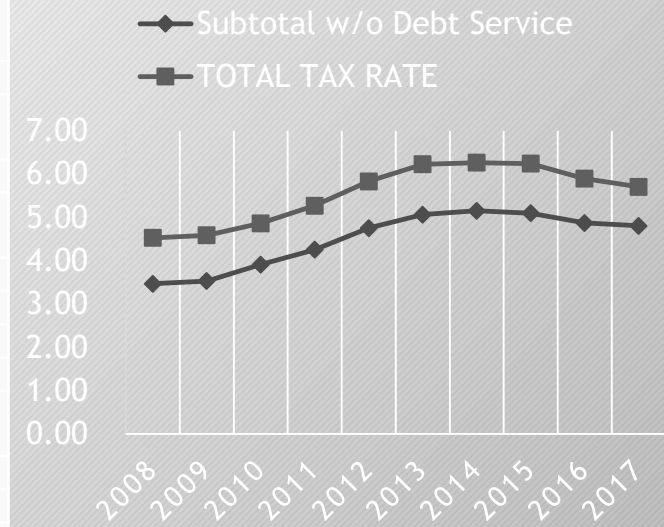
17



Tax Rate History

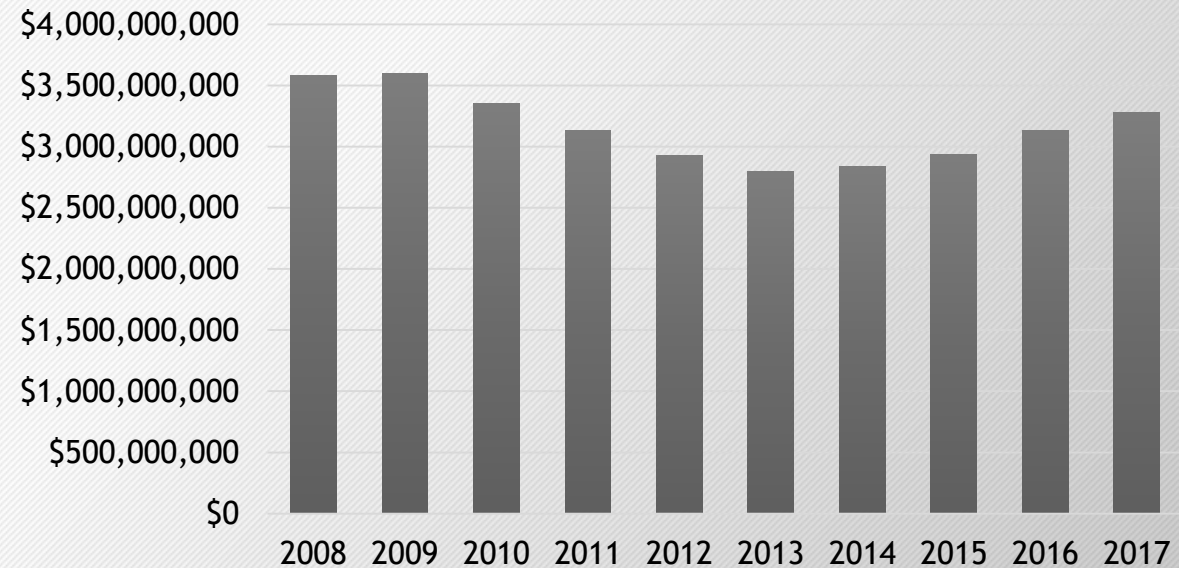
18

| Tax Year Levied | 2008 | 2009 | 2010 | 2011 | 2012 | 2013 | 2014 | 2015 | 2016 | 2017 |
|----------------------------------|-------------|-------------|-------------|-------------|-------------|-------------|-------------|-------------|-------------|-------------|
| Calendar Year Extended | 2009 | 2010 | 2011 | 2012 | 2013 | 2014 | 2015 | 2016 | 2017 | 2018 |
| Fiscal Year Collected | FY09 & FY10 | FY10 & FY11 | FY11 & FY12 | FY12 & FY13 | FY13 & FY14 | FY14 & FY15 | FY15 & FY16 | FY16 & FY17 | FY17 & FY18 | FY18 & FY19 |
| Rates extended per \$100: | | | | | | | | | | |
| Educational | 2.63 | 2.70 | 3.02 | 3.29 | 3.71 | 3.81 | 3.79 | 3.79 | 3.65 | 3.59 |
| Operations and Maintenance | 0.37 | 0.34 | 0.38 | 0.41 | 0.46 | 0.55 | 0.55 | 0.60 | 0.51 | 0.50 |
| Transportation | 0.16 | 0.16 | 0.18 | 0.19 | 0.14 | 0.20 | 0.22 | 0.27 | 0.27 | 0.27 |
| Illinois Municipal Retirement | 0.06 | 0.07 | 0.04 | 0.05 | 0.06 | 0.07 | 0.07 | 0.08 | 0.06 | 0.06 |
| Social Security | 0.06 | 0.07 | 0.04 | 0.05 | 0.06 | 0.00 | 0.07 | 0.08 | 0.06 | 0.05 |
| Working Cash | 0.04 | 0.04 | 0.04 | 0.04 | 0.05 | 0.05 | 0.05 | 0.05 | 0.05 | 0.04 |
| Tort Immunity | 0.09 | 0.09 | 0.15 | 0.16 | 0.21 | 0.21 | 0.20 | 0.04 | 0.13 | 0.13 |
| Special Education | 0.05 | 0.06 | 0.06 | 0.06 | 0.08 | 0.17 | 0.19 | 0.19 | 0.16 | 0.16 |
| Subtotal w/o Debt Service | 3.47 | 3.53 | 3.91 | 4.25 | 4.75 | 5.06 | 5.15 | 5.10 | 4.87 | 4.80 |
| Debt service | 1.06 | 1.06 | 0.95 | 1.02 | 1.08 | 1.13 | 1.11 | 1.15 | 1.03 | 0.90 |
| Edward Hospital | | | | | | 0.04 | | | | |
| TOTAL TAX RATE | 4.53 | 4.59 | 4.86 | 5.27 | 5.83 | 6.23 | 6.26 | 6.24 | 5.89 | 5.71 |

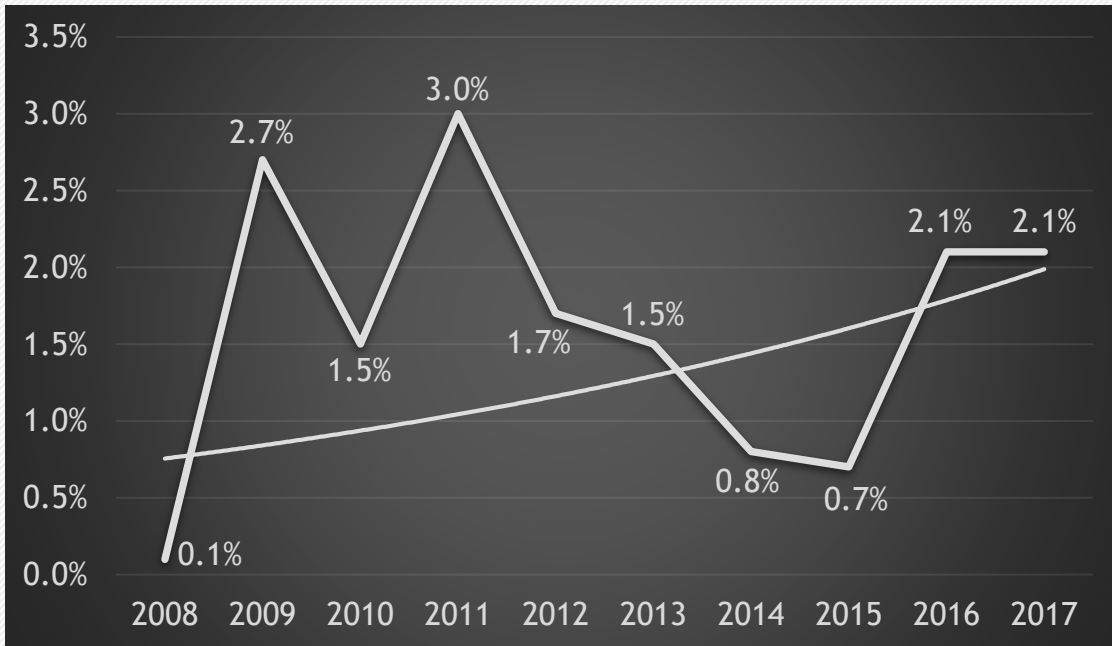


Equalized Assessed Valuation History

| Tax Year Levied | TOTAL EQUALIZED ASSESSED VALUATION |
|-----------------|------------------------------------|
| 2008 | \$3,584,951,449 |
| 2009 | \$3,598,490,473 |
| 2010 | \$3,354,260,077 |
| 2011 | \$3,127,789,219 |
| 2012 | \$2,925,856,097 |
| 2013 | \$2,798,299,715 |
| 2014 | \$2,838,536,190 |
| 2015 | \$2,933,819,873 |
| 2016 | \$3,130,153,471 |
| 2017 | \$3,277,099,551 |




CPI



| Year | % Use for PTELL | Levy Year | Years Taxes Paid |
|------|-----------------|-----------|------------------|
| 2008 | 0.1% | 2009 | 2010 |
| 2009 | 2.7% | 2010 | 2011 |
| 2010 | 1.5% | 2011 | 2012 |
| 2011 | 3.0% | 2012 | 2013 |
| 2012 | 1.7% | 2013 | 2014 |
| 2013 | 1.5% | 2014 | 2015 |
| 2014 | 0.8% | 2015 | 2016 |
| 2015 | 0.7% | 2016 | 2017 |
| 2016 | 2.1% | 2017 | 2018 |
| 2017 | 2.1% | 2018 | 2019 |


| | |
|-----------------|------|
| 3 Year Average | 1.6% |
| 5 Year Average | 1.4% |
| 10 Year Average | 1.6% |



Assumptions for 2018 Tax Levy (to be collected 2019)

21

- District will receive a 2.1% (CPI) increase over 2017 extension
- EAV is projected to increase by 6-7%
- Estimated EAV = \$3,493,070,547
- Estimated New Construction = \$60,102,138
- Estimated Tax Rate = 5.51
- Debt Service = \$28,915,527



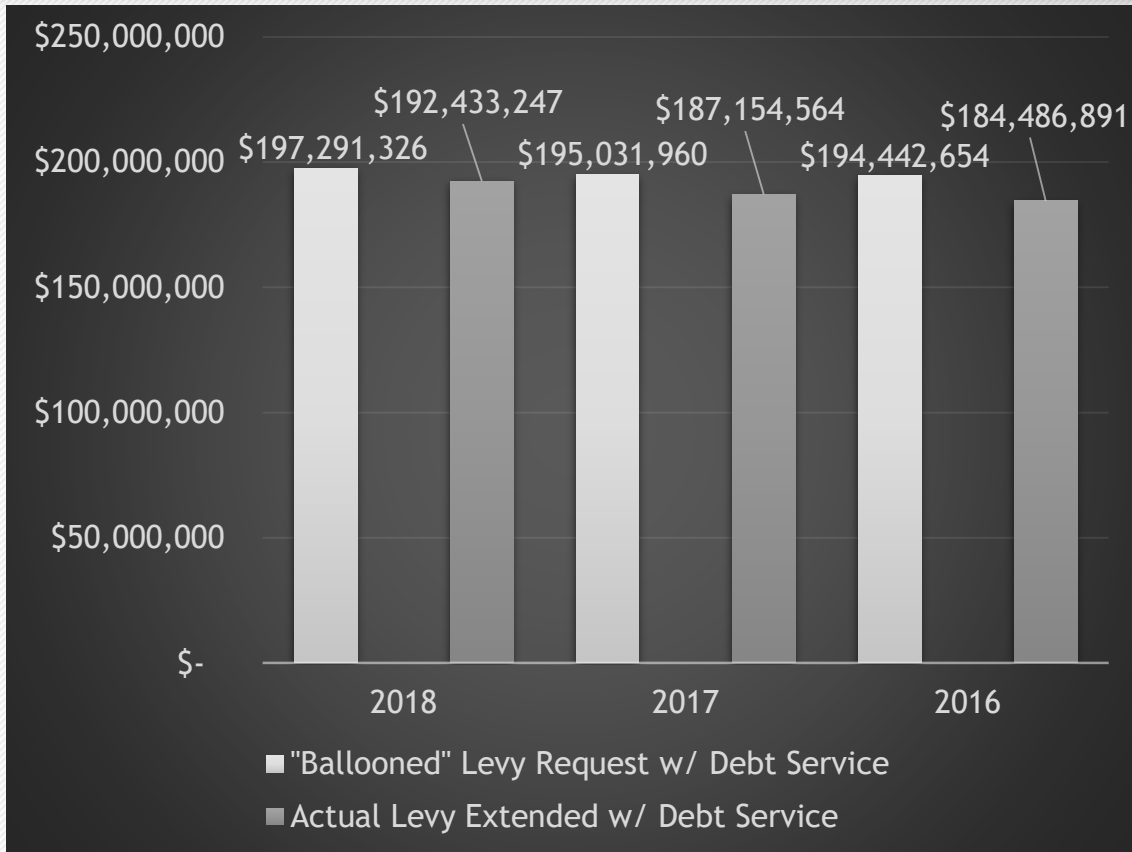
How did we calculate 2018 Tentative Levy for the Projected Limiting Rate and Projected Extension Limit?

$$\text{Limiting Rate: } \frac{(\text{Prior Year Extension} \times (1 + \text{Lesser of 5\% or CPI}))}{(\text{Total EAV} - \text{New Construction})}$$

| Estimated Calculation of Limiting Rate | 2018 Levy | |
|---|-----------|---------------|
| Prior year extension w/o debt service | \$ | 157,398,841 |
| 1 + CPI(2.1%) | | 102.10% |
| Adjusted Extension Base | \$ | 160,704,217 |
| Projected Net EAV | \$ | 3,493,070,547 |
| Projected New Property | \$ | 60,102,138 |
| Projected Adjusted Valuation Base | \$ | 3,432,968,409 |
| Adjusted Extension Base | \$ | 160,704,217 |
| Projected Adjusted Valuation Base | \$ | 3,432,968,409 |
| Projected Limiting Rate | | 4.68% |
| Projected Extension Limit (limiting rate * net EAV) | \$ | 163,517,720 |



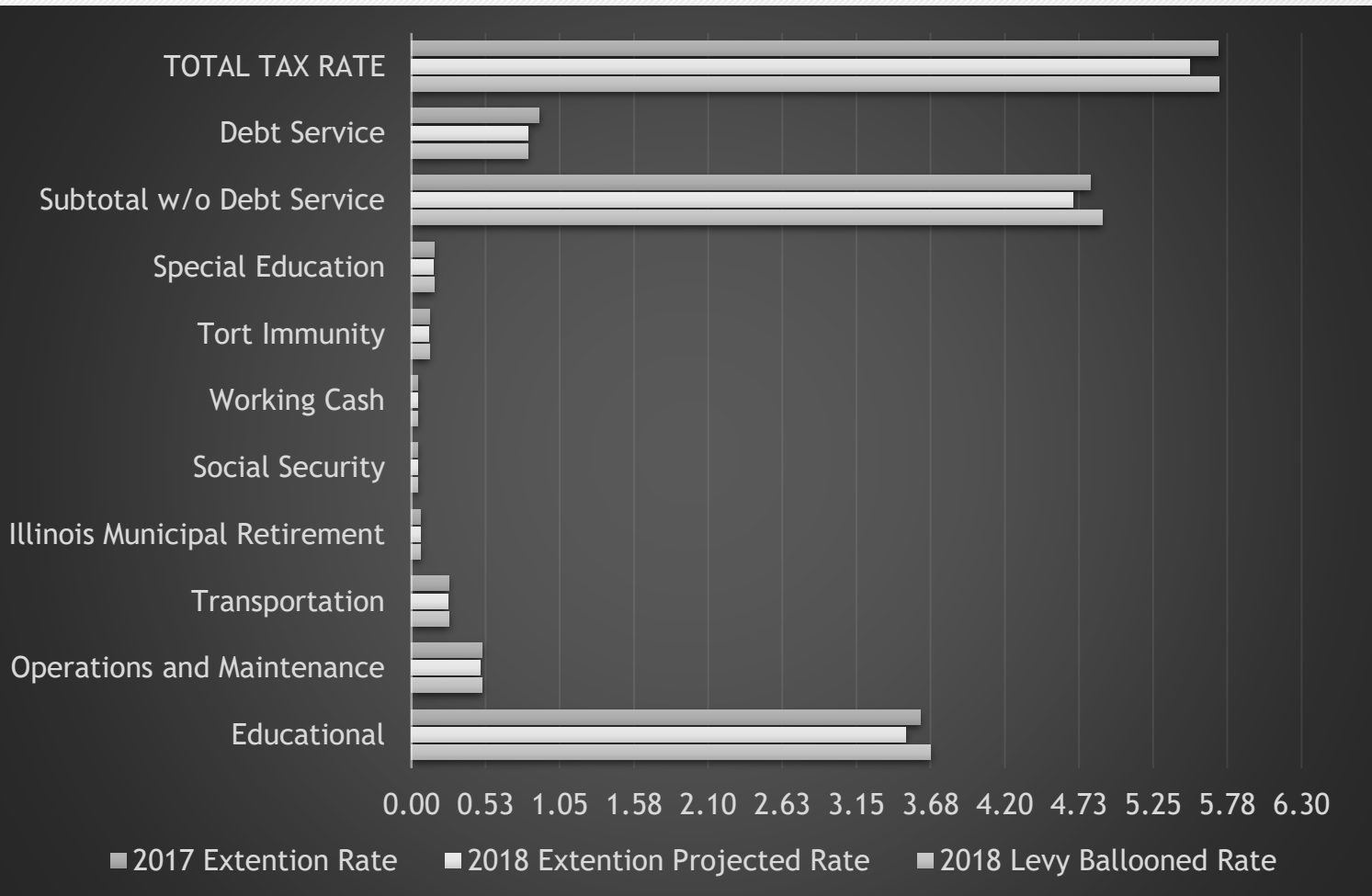
“Ballooned” Levy vs. Tax Extension




| | Projected | | |
|--|----------------|----------------|----------------|
| | 2018 Levy | 2017 Levy | 2016 Levy |
| "Ballooned" Levy Request w/ Debt Service | \$ 197,291,326 | \$ 195,031,960 | \$ 194,442,654 |
| % "Ballooned" Increased in Newspaper | 5.4% | 5.7% | 6.2% |
| | Projected | | |
| | 2018 Extension | 2017 Extension | 2016 Extension |
| Actual Levy Extended w/ Debt Service | \$ 192,433,247 | \$ 187,154,564 | \$ 184,486,891 |
| % Actual Increased | 2.8% | 1.4% | 0.8% |



Tax Rate FY18 “Ballooned” vs. FY18 Projected vs. FY17 Rate




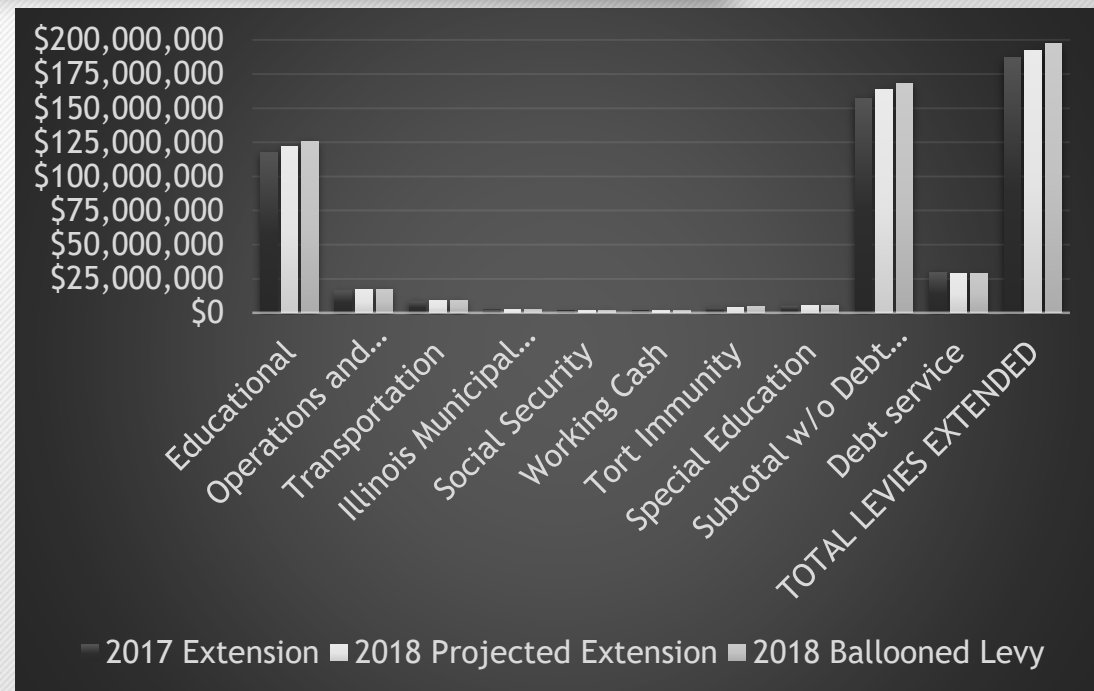
| | 2017 | Projected 2018 | "Ballooned" 2018 |
|----------------------------------|-------------|----------------|------------------|
| Tax Year Levied | 2017 | 2018 | 2018 |
| Calendar Year Extended | 2018 | 2019 | 2019 |
| Fiscal Year Collected | FY18 & FY19 | FY19 & FY20 | FY19 & FY20 |
| Rates extended per \$100: | | | |
| Educational | 3.59 | 3.50 | 3.68 |
| Operations and Maintenance | 0.50 | 0.49 | 0.50 |
| Transportation | 0.27 | 0.26 | 0.27 |
| Illinois Municipal Retirement | 0.06 | 0.06 | 0.06 |
| Social Security | 0.05 | 0.04 | 0.05 |
| Working Cash | 0.04 | 0.04 | 0.05 |
| Tort Immunity | 0.13 | 0.12 | 0.13 |
| Special Education | 0.16 | 0.16 | 0.16 |
| Subtotal w/o Debt Service | 4.80 | 4.68 | 4.89 |
| Debt Service | 0.90 | 0.83 | 0.83 |
| TOTAL TAX RATE | 5.71 | 5.51 | 5.72 |



How did we calculate 2018 levy amount per fund?

25

| <u>County Total</u> | | Projected | "Ballooned" |
|--|----------------------|----------------------|----------------------|
| Tax Year Levied | 2017 | 2018 | 2018 |
| Calendar Year Extended | 2018 | 2019 | 2019 |
| Fiscal Year Collected | FY18 & FY19 | FY19 & FY20 | FY19 & FY20 |
| <u>Property Tax Extension County Total</u> | | | |
| Educational | \$117,808,448 | \$122,388,251 | \$126,024,381 |
| Operations and Maintenance | \$16,402,212 | \$17,039,849 | \$17,546,099 |
| Transportation | \$8,697,406 | \$9,035,518 | \$9,303,961 |
| Illinois Municipal Retirement | \$2,100,440 | \$2,182,094 | \$2,246,924 |
| Social Security | \$1,500,731 | \$1,559,071 | \$1,605,391 |
| Working Cash | \$1,471,237 | \$1,528,431 | \$1,573,840 |
| Tort Immunity | \$4,178,121 | \$4,340,545 | \$4,469,502 |
| Special Education | \$5,240,247 | \$5,443,961 | \$5,605,700 |
| Subtotal w/o Debt Service | \$157,398,841 | \$163,517,720 | \$168,375,798 |
| Debt Service | \$29,755,723 | \$28,915,528 | \$28,915,528 |
| TOTAL LEVIES EXTENDED | \$187,154,564 | \$192,433,247 | \$197,291,326 |



What's Next?

26

- 11/19/2018 - Tentative Levy Resolution Adoption (meets the 20-day requirement for 12/17/2018 adoption) with presentation of tentative levy
- 11/20/2018 - Release Public Notice to Shaw Media for 12/3/2018 publication
- 12/03/2018 - Publish Public Notice (cannot be more than 14 days prior to hearing)
- 12/17/2018 - Public Hearing & Levy Adoption
- 12/18/2018 - File Certificate of Tax Levy with the offices of Will and Kendall County Clerk
- 12/18/2018 - Post final levy on District website
- 12/25/2018 - Last Tuesday in December filing deadline



Section IV

27

Definitions of Local Property Tax Terms



PLAINFIELD COMMUNITY CONSOLIDATED
SCHOOL DISTRICT 202

We prepare learners for the future.

Definitions

28

- **Assessment:** The process of valuing real property for tax purposes.
- **Assessed Valuation:** A value placed on property for tax purposes.
- **Board of Review:** A county level committee that reviews property tax appeals submitted by local property owners.
- **“Balloon” Levy:** When asking for more than your extension limit. The county does not have all exemptions and appeals determined by the time taxing bodies’ levies are filed on the fourth Tuesday in December. Therefore, by “ballooning” the levy it allows the school district to capture the amount they should receive from the taxing bodies. However, being a PTELL (tax capped) district, the District will only receive the extension limit.
- **Collection:** Receipt of property owner’s payment by the County Treasurer.
- **CPI:** The Consumer Price Index (CPI) is a measure that examines the weighted average of prices of a basket of consumer goods and services, such as transportation, food, and medical care. It is calculated by taking price changes for each item in the predetermined basket of goods and averaging them. Changes in the CPI are used to assess price changes associated with the cost of living; the CPI is one of the most frequently used statistics for identifying periods of inflation or deflation.
- **Distribution:** Payment of tax receipts by the County Treasurer to schools and other units of local government.
- **Equalized Assessed Valuation (EAV) :** The assessed valuation multiplied by the equalization factor.



Definitions (continued)

29


- **Equalization Factor:** A factor determined by the Illinois Department of Revenue each year to ensure an equal assessment among all 102 counties in the state. State statute requires that the aggregate value of assessments within each county must be equalized at 33 1/3 % of the estimated fair market value of real property in the county. This factor is also known as the “multiplier”.
- **Extension:** The actual amount of money received by a local governmental taxing body.
- **Property Tax:** A tax assessed on real estate by the local government. The tax is usually based on the value of the property owned (including the land).
- **PTAB:** If the local property taxpayer finds the decision of the Board of Review unacceptable, the taxpayer may request (in writing) a review by the county Property Tax Appeals Board or, PTAB. (Typically, only commercial or industrial assessment appeals go beyond the Board of Review.)
- **Tax Base:** The total EAV of a school district or taxing body
- **Tax Levy:** The dollar amount in real estate taxes requested by each taxing body.
- **Tax Rate:** The tax levy (i.e. dollar amount) divided by the total equalized assessed valuation. In other words, it is the amount of taxes due, as a percentage of the tax base.
- **Tax Year:** The calendar year in which property is assessed and the levy is made. Taxes are billed, collected and distributed in the following calendar year.



Section V

30

Local Property Tax Exemption and Qualifications



PLAINFIELD COMMUNITY CONSOLIDATED
SCHOOL DISTRICT 202
We prepare learners for the future.

What are the tax exemptions and how do you qualify?

31

- **General Homestead (Owner Occupied) Exemption:** Lowers the taxable value up to \$6,000. To qualify for this exemption, a homeowner must live in the home on or before January 1st of the tax year.
- **Homestead Improvement Exemption:** This exemption is limited to the fair cash value that was added to the homestead property by any new improvement, up to an annual maximum of \$75,000 assessed value.
- **Disabled Persons' Homestead Exemption:** Provides an annual \$2,000 reduction in the assessed value of the property owned and occupied on January 1st of the assessment year by the disabled person who is liable for the payment of the property taxes.
- **Senior Citizens' Homestead Exemption:** Lowers the taxable value of the property up to \$5,000. This exemption is available for residential property that is occupied as a principal residence by a person who is 65 years of age or older during the assessment year and is liable for the payment of the property tax.



What are the tax exemptions and how do you qualify?

32

- **Senior Citizens' Assessment Freeze:** Household income limit is \$55,000 and the senior must meet certain criteria.
- **Disabled Veterans' Homestead Exemption:** A qualified veteran with a disability of at least 50 percent but less than 70 percent will receive a \$2,500 reduction in EAV, and a disabled veteran with a disability of 70 percent will receive a \$5,000 reduction in EAV.
- **Returning Veterans' Homestead Exemption:** A one-time \$5,000 reduction in the assessed value of the principal residence for the tax year the veteran returns from active duty in an armed conflict involving the United States.



Questions?

33

If you should have any questions regarding local property taxes or other issues related to school district funding or finances please contact:

Rick Engstrom

Assistant Superintendent for Business and Operations

Plainfield Community Consolidated School District #202

(815) 577-4046

rengstro@psd202.org



PLAINFIELD COMMUNITY CONSOLIDATED
SCHOOL DISTRICT 202

We prepare learners for the future.