

## School District Financial Profile

Plainfield SD 202  
Unit  
56-099-2020-22

Located in : Plainfield Will  
Superintendent: Dr. Lane Abrell

Basis of Accounting: Accrual  
Under Tax Cap: Yes

### Financial Indicators :

#### Historical Data

#### Fund Balance to Revenue Ratio :

	2015	2016	2017	2018	2019	Score
	0.17	0.270	0.308	0.378	0.443	4
						Weighted Score 1.40

(Includes Educational, Operations & Maintenance, Transportation, Working Cash, and negative IMRF/FICA Funds)

Total Fund Balance divided by  
Total Revenue

122,156,800  
275,885,781

The Fund Balance to Revenue Ratio reflects the impact of additional revenues to the existing fund balances of the district. Fund Balances, to a district, can be viewed as savings or checking account balances to the average citizen. A ratio of .25 or greater scores 4, between .25 and .10 scores 3, between .10 and zero scores 2 and a negative fund balance to revenue ratio scores 1.

#### Expenditure to Revenue Ratio :

	2015	2016	2017	2018	2019	Score
	0.98	0.93	0.928	0.936	0.962	4
						Weighted Score 1.40

(Includes Educational, Operations & Maintenance, Transportation, and Working Cash Funds)

Total Expenditure divided by  
Total Revenues

265,360,938  
275,885,781

The Expenditure to Revenue Ratio represents how much the school district is spending for every dollar they are bringing in as revenue. Equal to or less than \$1.00 has a score of 4, between \$1.00 and \$1.10 scores 3, between \$1.10 and \$1.20 scores 2 and spending of greater than \$1.20 scores 1. One-time expenditures made by the district, including construction costs, are included in this ratio. Upon review of the remaining fund balance when deficit spending occurs, the indicator score may be adjusted.

#### Days Cash on Hand :

	2015	2016	2017	2018	2019	Score
	101	143	162	190	199	4
						Weighted Score 0.40

(Includes Educational, Operations & Maintenance, Transportation, and Working Cash Funds)

Cash on Hand divided by  
Expenditures per Day

146,355,148  
737,114

Days Cash on Hand reflects the number of days a school district would be able to pay their average bills without any additional revenues. 180 days or greater scores 4, between 90 and 180 scores 3, between 30 and 90 scores 2 and less than 30 days of cash on hand scores 1.

#### % of Short-Term Borrowing Max. Remaining :

	2015	2016	2017	2018	2019	Score
	100.00	100.00	100.00	100.00	100.00	4
						Weighted Score 0.40

Tax Anticipation Warrants

0

Short-Term Debt Max. Available

126,175,122

Based on Tax Anticipation Warrants, this represents how much short-term debt the district may incur.

#### % of Long-Term Debt Margin Remaining :

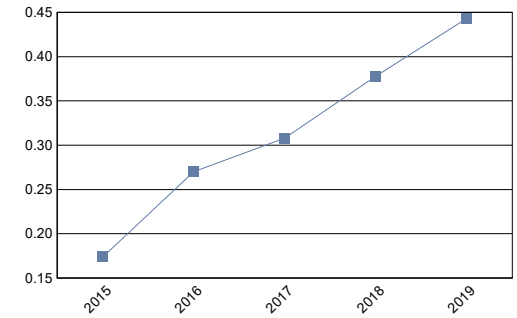
	2015	2016	2017	2018	2019	Score
	26.58	32.44	42.170	50.19	56.94	3
						Weighted Score 0.30

Long-Term Debt Amount

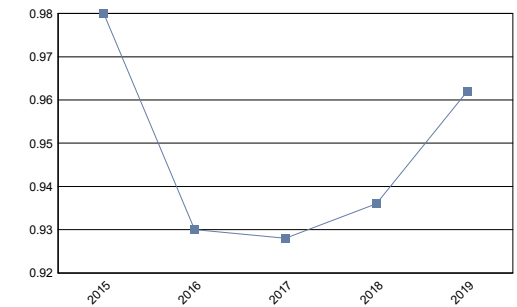
205,300,115

Represents how much long-term debt the district may incur.

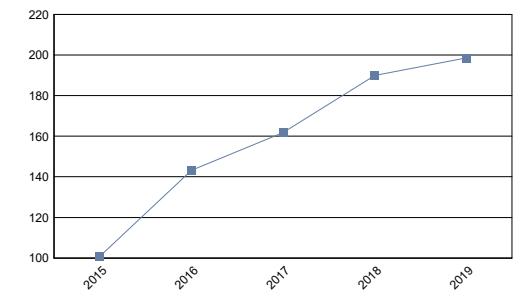
### Fund Balance to Revenue Ratio



### Expenditure to Revenue Ratio



### Days Cash on Hand



**FY 18 Profile Score 3.90**

**FY 19 Profile Score 3.90**

**Recognition**

## School District Financial Profile

Plainfield SD 202  
Unit  
56-099-2020-22

Located in : Plainfield Will  
Superintendent: Dr. Lane Abrell

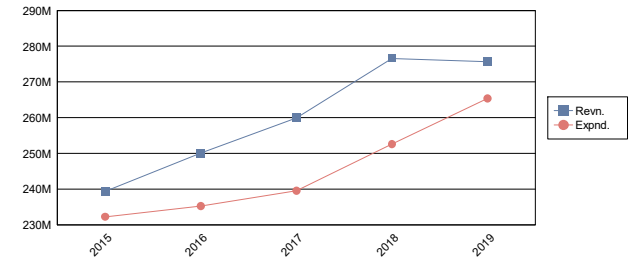
Basis of Accounting: Accrual  
Under Tax Cap: Yes

### Historical Data

**\*Operating Funds Summary :**

	2015	2016	2017	2018	2019
Beginning Fund Balance	33,863,180	41,965,363	63,369,441	79,725,750	106,658,652
+ Revenues	239,380,753	250,067,463	259,960,543	276,597,881	275,627,109
- Expenditures	232,265,453	235,239,780	239,579,725	252,584,568	265,360,938
= Results of Operations	7,115,300	14,827,683	20,380,818	24,013,313	10,266,171
+ Other Receipts and Adjustments	986,883	6,576,395	(4,024,509)	2,919,589	2,523,132
Ending Fund Balance	<b>41,965,363</b>	<b>63,369,441</b>	<b>79,725,750</b>	<b>106,658,652</b>	<b>119,447,955</b>
Working Cash Ending Fund Balance	27,763,744	37,901,264	36,247,545	38,146,952	40,448,703

### Revenues and Expenditures



\* The Operating Funds include the Educational, Operations and Maintenance, Transportation and Working Cash Funds. For further analysis of the district's ability to levy and transfer monies into the operations of a district, the Working Cash Fund has been pulled separate below. Districts may transfer money from the working cash fund to any of the operating funds as a loan.