

District 202 Financial Efficiency Update



PLAINFIELD COMMUNITY CONSOLIDATED
SCHOOL DISTRICT 202

We prepare learners for the future.

Quick Facts - District 202

2

- Bond Rating of “Aa2” from Moody’s - 3rd highest possible rating available
- Financial Profile Score rating of “Recognition” from the Illinois State Board of Education
 - Highest Score Possible
 - Score composed of District’s fund balances, daily expenses, revenues, cash on hand, and short-term and long-term debt
- Property Tax Values have **GROWN** every year since 2013
 - 2013 Equalized Assessed Value - \$2,798,299,715.00
 - 2019 Equalized Assessed Value - \$3,614,618,725.00 (29.17% Increase)
- Property Tax Rates have **FALLEN** Every year since 2013
 - 2013 Tax Rate - 6.23%
 - 2019 Tax Rate - 4.64% (25.52% decrease)




PLAINFIELD COMMUNITY CONSOLIDATED
SCHOOL DISTRICT 202
We prepare learners for the future.

Why is a Tax Refund Not Practical or Prudent?

3

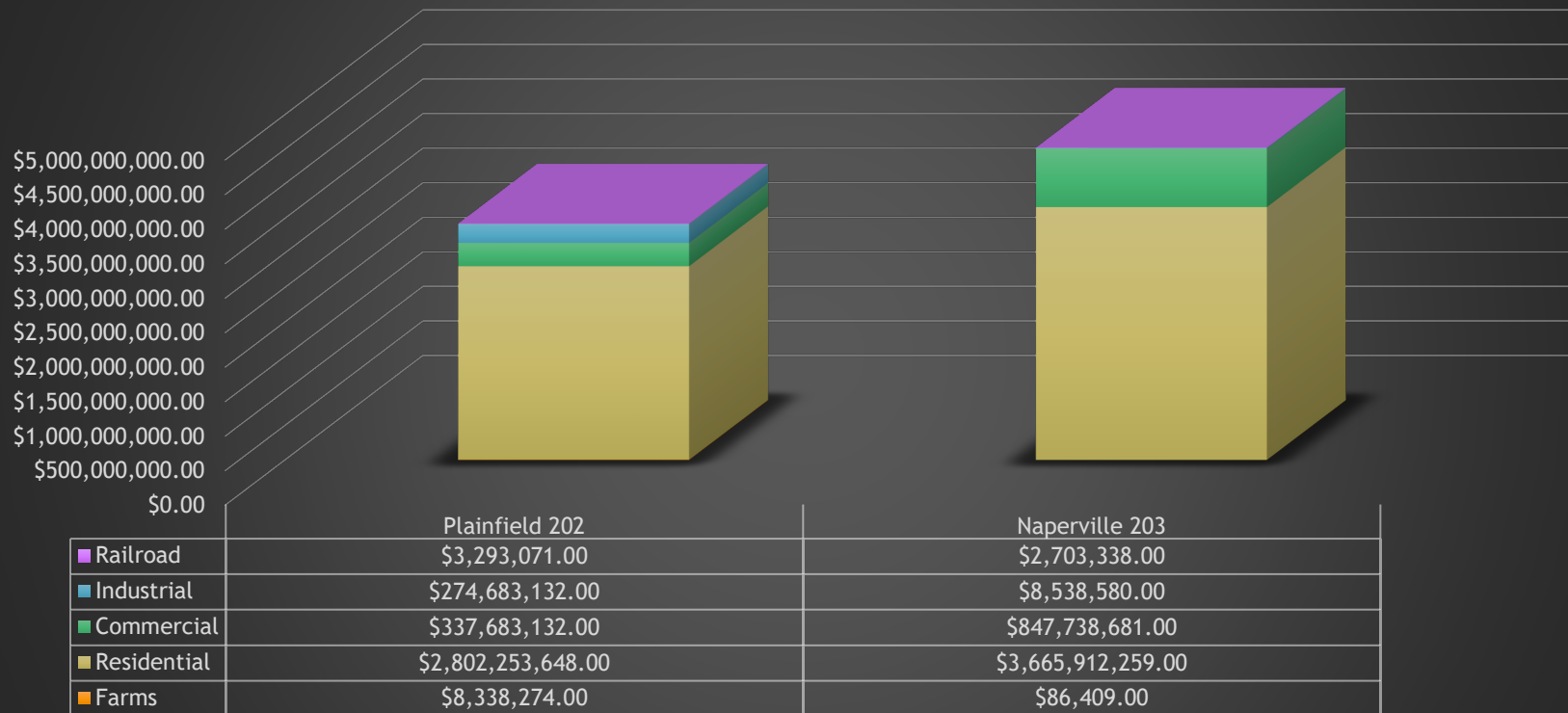
- We have received questions from the community on why we are not able to offer a tax refund like Naperville 203 has done.
 - Smaller commercial property tax base than Naperville 203
 - Lower reliance on local funding such as property taxes than Naperville 203
 - Plainfield 202 has a greater reliance on State funding
 - Higher student enrollment in Plainfield 202
 - Plainfield 202's commitment to operational efficiency
 - Plainfield 202 started the year with a deficit due to a decrease in state tier funding and the construction of Wallin Oaks
 - Revenue for Wallin Oaks was received in the prior fiscal year and we are using that "balance" to pay for the construction this fiscal year



What Composes our Tax Base?

Plainfield 202's EAV is 1.1 Billion Dollars Less than Naperville 203


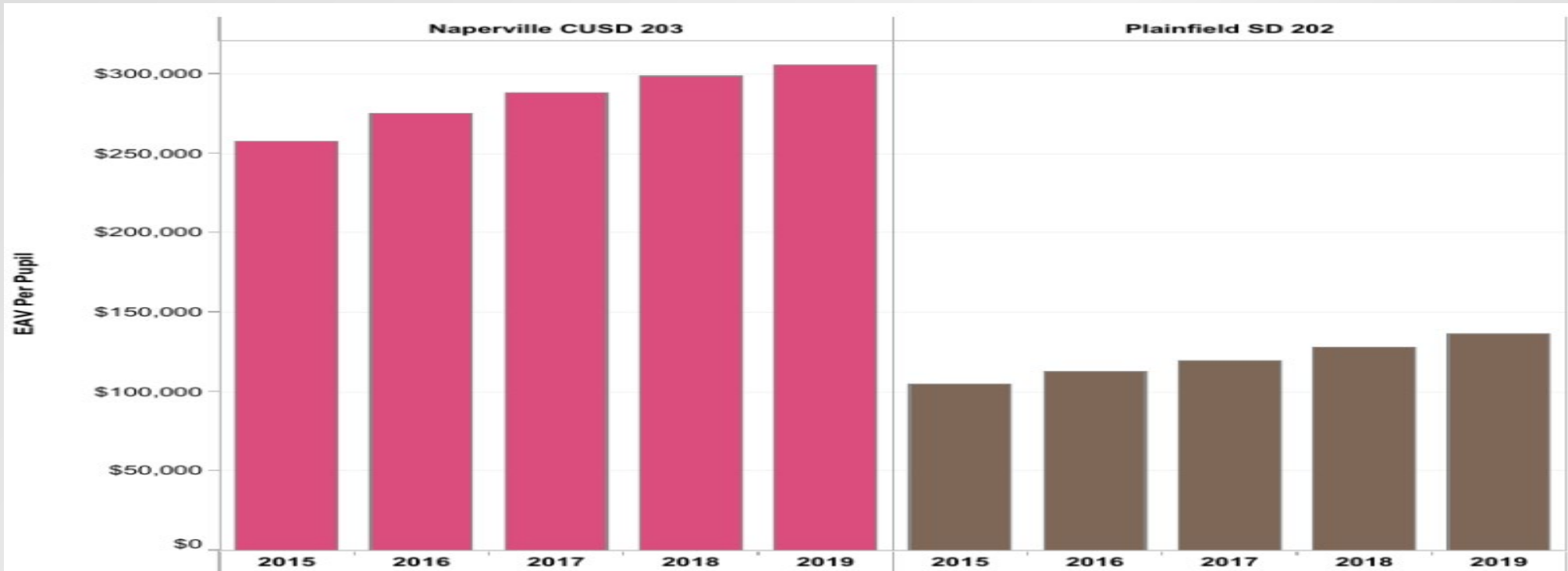
4



Plainfield EAV Per Pupil vs. Naperville

Plainfield receives a smaller percentage of property tax dollars but has higher student enrollment


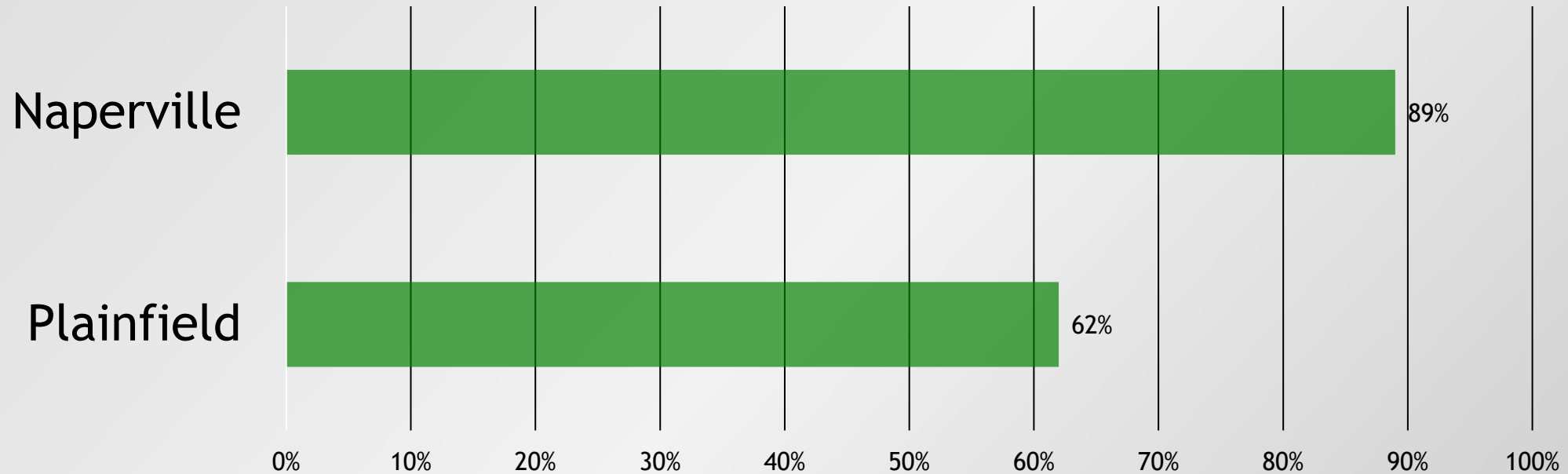
5



Reliance on Local Funding

District 202 is only 62% locally funded therefore relies more heavily on State Funding

6



Yearly Impact: Flat Funding of EBF Tier Dollars

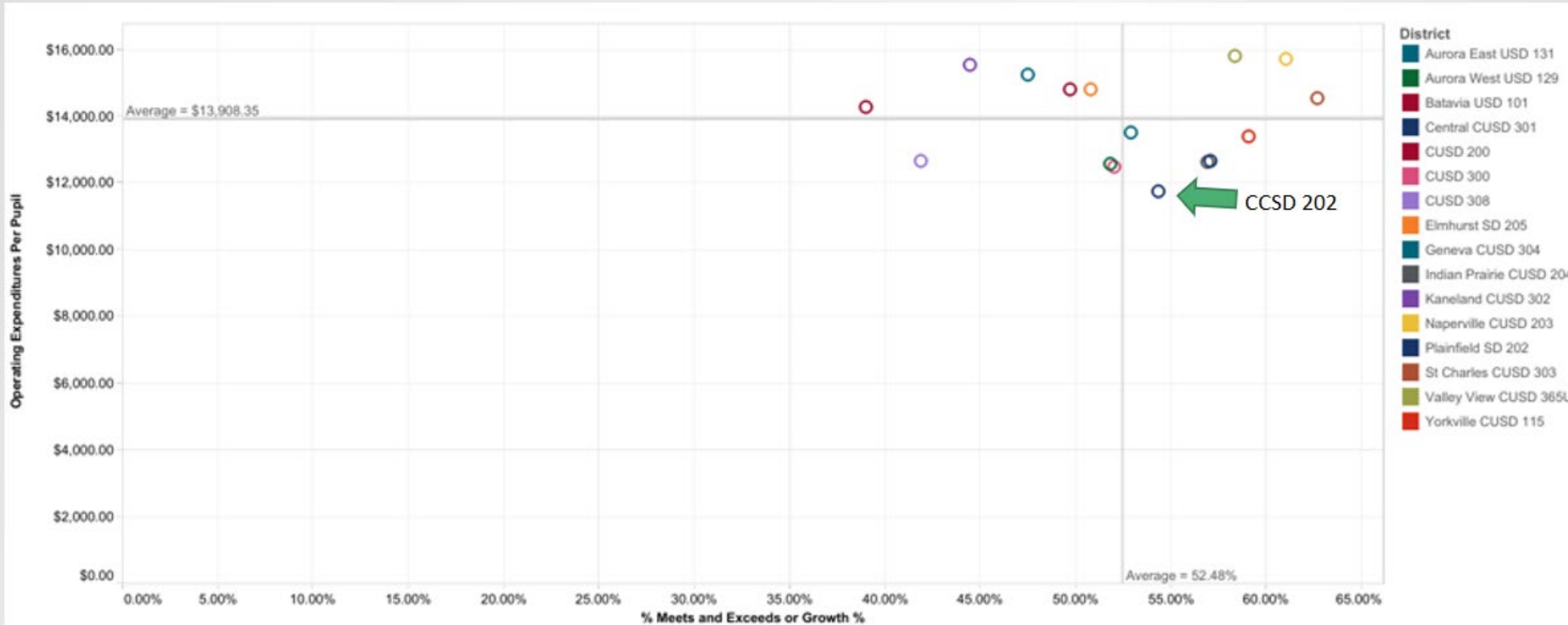
District 202 feels a greater financial impact when the State is not able to fulfill their commitment to school districts



Per Student Spending and Performance

District 202 offers a tremendous return on investment to our community

8



Unit District Averages
(Cook, Will, Kendall, DuPage,
Kane, Kendall Counties)

PARCC Scores: 52.48%
District 202: 54.30%

Operation Expense Per Pupil:
\$13,908.35
District 202: \$11,755

District 202 would need to
increase Operating Expenses
by over \$100 Million to equal
the expense per pupil of
many of these districts

Note: Test results represent all grade and all students
Source: PARCC Assessment Data and Annual Financial Reports



PLAINFIELD COMMUNITY CONSOLIDATED
SCHOOL DISTRICT 202
We prepare learners for the future.