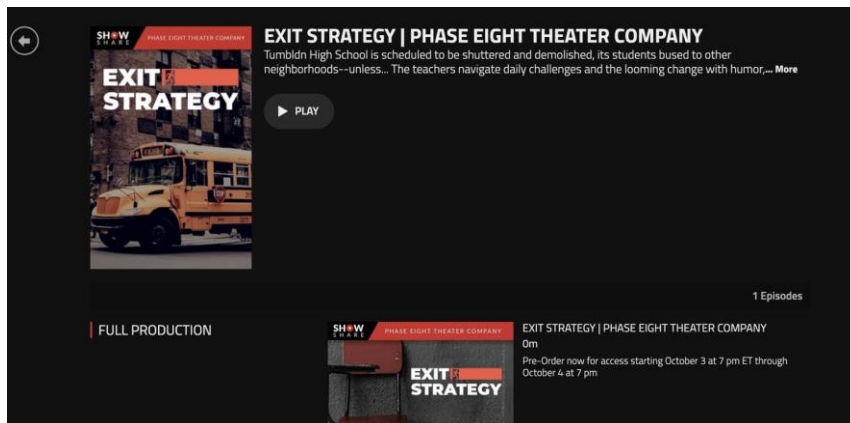


Broadway On Demand Purchase + Viewing Instructions for an On Demand Event

PURCHASING YOUR STREAM

STEP 1: Locate the production you want to purchase

Click <https://www.broadwayondemand.com/series/VmaKG6PofdPR-emma-a-pop-musical--plainfield-east-high-school> to be taken directly to the event show page. It should look something like this:



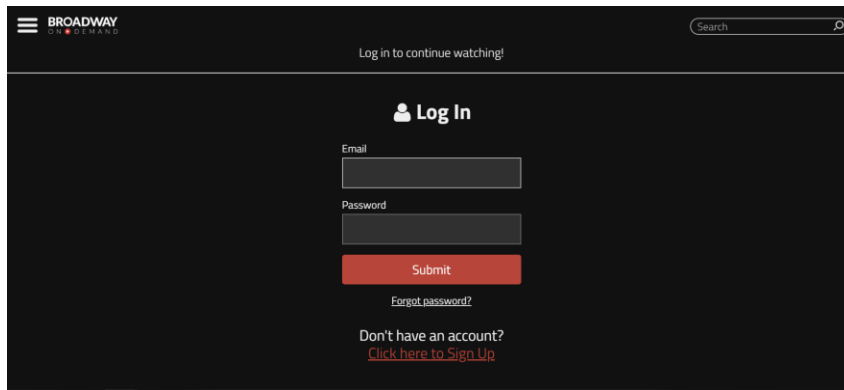
STEP 2: Click “play” or the image to the right of the screen to purchase a stream.

STEP 3: Log in /Create an Account

If you haven’t done so already, you will be prompted to either log in or create an account.

If you already have a Broadway On Demand account, enter your email and password in the given fields.

If you don’t already have a Broadway On Demand account, select “Click here to Sign Up” and enter an email and password.

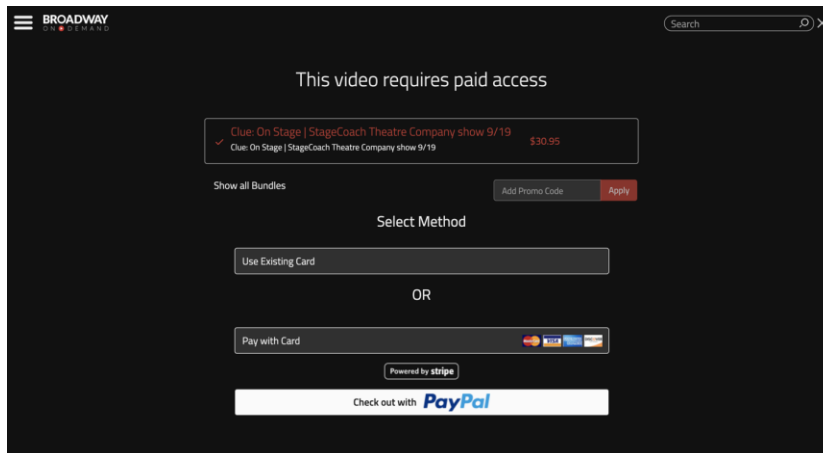


STEP 4: Pay for Your Stream

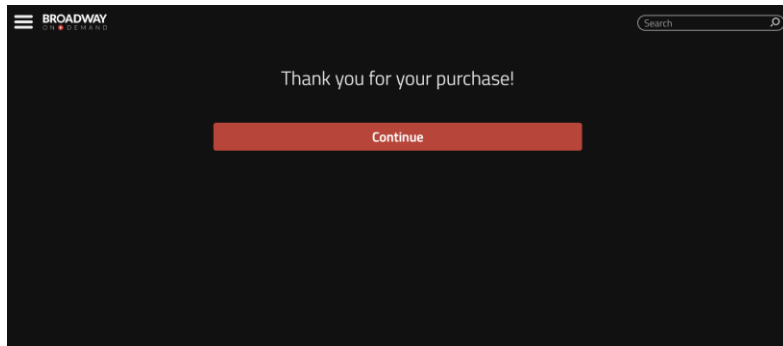
Once you've logged in or created your account, you will be automatically taken to the payment page.

Here you can pay for the stream with a **credit card** or **PayPal**.

If you've been given a **Promo code** (sometimes referred to as Access Code), enter the code into the "Add Promo Code" field and click apply.



Confirm your purchase to complete the transaction.



Congratulations! You've completed your purchase and now are ready for the show!

WATCHING THE SHOW

STEP 1: Navigate to the Production Show Page

Click [\[this link\]](#) to be taken directly to the event show page. (Hint: this is the same link you clicked to purchase the event)

If you haven't done so already, you will be prompted to log in to your account. When the event becomes available, click "play" and the production will begin playing.



Enjoy the show!

If you experience any difficulties trying to purchase or access the production, please email info@broadwayondemand.com.